



WHEEL  PROS


Vol **15**

WHEEL COLLECTION



WHEEL  **PROS**


American Racing
PRO SERIES



IT STARTED WITH A WHEEL.

NOT A VISION. NOT A PLAN. JUST A SIMPLE, WELL-MADE WHEEL.

www.wheelpros.com

CONTENTS

Volume 15

004



CUSTOM SHOP

006



AMERICAN RACING
CUSTOM WHEELS

013



VINTAGE FORGED

018



MAX GRUNDY
DESIGN

019



TORQ THRUST®

022



AR PERFORM

030



KMC WHEELS

036



KMC WHEELS
XD SERIES

050



LORENZO

056



MOTEGI

064



ATX SERIES

070



MOTO METAL

076



HELO

081



OE CREATIONS

091

TIRES &
ACCESSORIES

LEGEND/ TECHNOLOGY



Stronger and lighter than cast alternatives, the American Racing Vintage Forged line is 100 percent made in the U.S.A.



Stronger, lighter and fully customizable, Lorenzo Forged wheels offer premium performance.



Flow Formed Technology, or FFT is a unique casting process where several powerful hydraulic rollers exert tremendous pressure on the inner bead to manipulate the material flowing into the rim wall in a manner that the thickness of the wall can be reduced while maintaining the strength and durability of a thicker and heavier wheel.



XD Forged Series are built with lightweight 6061 forged aluminum for superior strength.



Developed with leading professional motorsport teams, Motegi Racing performance products are track proven.

The benefit to the performance enthusiast, is a lighter, higher performing wheel with properties nearly identical to a forged wheel at a competitive price.



New for 2015.



New finish to existing wheel style.



Now offering specialty two-piece fitments, custom forged wheels, unique finishes, and drill-from-blank services.



WHEEL PROS CUSTOM SHOP

The Custom Shop has the industry expertise to personalize any wheel selection, including specialty two-piece fitments, custom forged wheels, unique finishes and drill-from-blank services.

① TRANSFORM WITH COLOR

Custom colors create a uniquely personalized look. The Wheel Pros Custom Shop offers a wide range of finishes including an extensive stock of paint color, powder coating, tinted clear coat and vehicle paint matching.



② MORE BOLT PATTERNS

Drill-from-blank services are the solution for hard-to-fit vehicles. Wheels are specialty drilled at Wheel Pros Custom Shop facilities in California and Georgia and can be shipped from the factory within a few days of ordering.



③ CUSTOM FITMENTS

Offering a wide range of fitment flexibility, the Wheel Pros Custom Shop builds two-piece styles to order with custom backspacing available in eighth-inch increments to ensure the perfect fit.



④ CUSTOM CAPS

Two-piece fully customizable cap systems.



Look for the Custom Shop logo on select Wheel Pros brands. Contact your Wheel Pros Custom Shop advisor for ordering and additional information 844-411-9543.





AMERICAN RACING CUSTOM WHEELS

American Racing is proud of their tradition that started almost 60 years ago with the production of a single set of custom drag racing wheels. Today, the brand continues to offer classic and modern styles.



American
Racing
Custom Wheels

VOL 15

NEW STYLE Custom SHOP **VN407**

SIZE	SIZE	BACKSPACE
17 x 7	18 x 11	Custom backspace available.
17 x 8	18 x 12	
17 x 9	20 x 8.5	
17 x 10	20 x 9	
18 x 7	20 x 10	
18 x 8	20 x 10.5	
18 x 9	20 x 12	
18 x 10	20 x 15	

- Ⓐ 2-Piece Mag Gray Center with Polished Rim
- Ⓑ 2-Piece Hot Rod Black Center with Polished Rim
- *Spinner Cap Optional
- *Custom Finishes Available

LUG 5



NEW STYLE Custom SHOP **VN477**

SIZE	SIZE	SIZE	BACKSPACE
14 x 6	15 x 9	16 x 9.5	Custom backspace available.
14 x 7	15 x 10	17 x 7	
15 x 3.5	15 x 12	17 x 8	
15 x 4	15 x 14	17 x 9	
15 x 5	15 x 15	17 x 9.5	
15 x 6	16 x 5.5	17 x 11	
15 x 7	16 x 7		
15 x 8	16 x 8		

- Ⓐ 2-Piece Polished
- *Shown with Custom Full Titanium Finish
- Ⓑ 2-Piece Polished
- *Custom Finishes Available

LUG 4 | 5



MACH 5 **NEW STYLE** **VN807**

SIZE	OFFSET
17 x 8	+15, +38
18 x 9	+15, +38
20 x 9	+15, +35, +40
20 x 10	+38, +45

- Ⓐ Satin Black Machined
- Ⓑ Chrome

LUG 5



FAST BACK **NEW STYLE** **VN806**

SIZE	OFFSET
18 x 9	+38
19 x 9	+38
20 x 9	+35, +40

- Ⓐ Anthracite
- Ⓑ Satin Black
- *Patent Pending

LUG 5



MACH 5 **NEW STYLE** **VN808**

SIZE	BACKSPACE
17 x 7	4"
17 x 8	4.5"

- Ⓐ Satin Black Machined
- Ⓑ Chrome

LUG 5



SMOOTHIE

VN31

SIZE BACKSPACE

14 x 6	3.75"
14 x 7	4"
15 x 6	3.75"
15 x 7	4.25"
15 x 8	4.25"
15 x 10	4.25"



LUG 5 | 6

(A) Chrome Steel

VECTOR

VN47

SIZE BACKSPACE

15 x 7	4.0"
15 x 8.5	5.0"



LUG 5

(A) Anthracite Machined
(B) Satin Black Machined



SHELBY COBRA®

VN427

SIZE SIZE BACKSPACE

15 x 6	17 x 8	Custom backspace available.
15 x 7	17 x 9	
15 x 8	17 x 9.5	
15 x 9	17 x 11	
15 x 10	18 x 7	
15 x 12	18 x 8	
15 x 14	18 x 9.5	
15 x 15	18 x 10	
17 x 7	18 x 11	



LUG 5

(A) 2-Piece Mag Gray Center with Polished Rim
*Includes Spinner
*Custom Finishes Available

SHELBY COBRA®

VN427

SIZE SIZE BACKSPACE

15 x 6	17 x 8	Custom backspace available.
15 x 7	17 x 9	
15 x 8	17 x 9.5	
15 x 9	17 x 11	
15 x 10	18 x 7	
15 x 12	18 x 8	
15 x 14	18 x 9.5	
15 x 15	18 x 10	
17 x 7	18 x 11	



LUG 5

(A) 2-Piece Polished
*Includes Spinner
*Custom Finishes Available

ANSEN™ SPRINT

VNA69

SIZE BACKSPACE

15 x 7	4.0"
15 x 8	4.5"
17 x 8	4.5"
17 x 9	4.5"



LUG 4 | 5 | 6 | 8

(A) Polished

RALLY

VN327

SIZE SIZE BACKSPACE

17 x 7	18 x 12	Custom backspace available.
17 x 8	20 x 8.5	
17 x 9	20 x 9	
17 x 10	20 x 9	
18 x 7	20 x 10	
18 x 8	20 x 10.5	
18 x 9	20 x 12	
18 x 10	20 x 15	
18 x 11		



LUG 4 | 5 | 6

(A) 2-Piece Polished
(B) 2-Piece Gray Center with Polished Rim
(C) 2-Piece Chrome Center with Polished Rim
*Custom Finishes Available



HOPSTER

VN450

SIZE SIZE SIZE BACKSPACE

15 x 4	16 x 7	18 x 9.5	Custom backspace available.
15 x 6	16 x 8	18 x 10	
15 x 7	16 x 9.5	18 x 11	
15 x 8	17 x 7	20 x 8	
15 x 9	17 x 8	20 x 9.5	
15 x 10	17 x 9	20 x 10	
15 x 12	17 x 9.5	20 x 12	
15 x 14	17 x 11	20 x 15	
15 x 15	18 x 7		
16 x 5.5	18 x 8		



LUG 5

(A) 2-Piece Polished
(B) 2-Piece Chrome with Polished Rim
*Optional Caps Available
*Custom Finishes Available



SALT FLAT SPECIAL®

VN470/VN471

SIZE SIZE SIZE BACKSPACE

15 x 3.5	15 x 15	18 x 7	Custom backspace available.
15 x 4	16 x 5.5	18 x 8	
15 x 5	16 x 7	18 x 9.5	
15 x 6	16 x 8	18 x 10	
15 x 7	16 x 9.5	18 x 11	
15 x 8	17 x 7	20 x 8	
15 x 9	17 x 8	20 x 9.5	
15 x 10	17 x 9	20 x 10	
15 x 12	17 x 9.5	20 x 12	
15 x 14	17 x 11	20 x 15	



LUG 5

(A) 2-Piece Mag Gray Center with Polished Rim (VN470)
(B) 2-Piece Polished (VN471)
*Optional Caps Available *Registered with the U.S. Patent and Trademark Office *Custom Finishes Available



CLASSIC 200S

VN402

SIZE SIZE BACKSPACE

15 x 4	15 x 14	Custom backspace available.
15 x 6	15 x 15	
15 x 7	17 x 7	
15 x 8	17 x 8	
15 x 9	17 x 9	
15 x 10	17 x 9.5	
15 x 12	17 x 11	



LUG 5

(A) 2-Piece Vintage Silver Center with Polished Rim
*Custom Finishes Available

CLASSIC 200S

VN420

SIZE SIZE BACKSPACE

15 x 4	15 x 14	Custom backspace available.
15 x 6	15 x 15	
15 x 7	17 x 7	
15 x 8	17 x 8	
15 x 9	17 x 9	
15 x 10	17 x 9.5	
15 x 12	17 x 11	



LUG 5

(A) 2-Piece Polished
*Custom Finishes Available

BURNOUT

VN472

SIZE SIZE BACKSPACE

17 x 7	20 x 9	Custom backspace available.
17 x 8	20 x 10	
17 x 9	20 x 10.5	
17 x 10	20 x 12	
18 x 7	20 x 15	
18 x 8	22 x 8.5	
18 x 9	22 x 9	
18 x 10	22 x 10	
18 x 11	22 x 10.5	
18 x 12	22 x 12	
20 x 8.5		



LUG 5

(A) 2-Piece Black Milled Center with Polished Rim
*Custom Finishes Available
*Patent Pending

GASSER

VN474

SIZE SIZE BACKSPACE

17 x 7	18 x 11	Custom backspace available.
17 x 8	18 x 12	
17 x 9	20 x 8.5	
17 x 10	20 x 9	
18 x 7	20 x 10	
18 x 8	20 x 10.5	
18 x 9	20 x 12	
18 x 10	20 x 15	



LUG 5

(A) 2-Piece Polished
(B) 2-Piece Polished (Deep Concave 20" Rear Fitment)
*Custom Finishes Available *Patent Pending



SLATE

Custom SHOP VN476

SIZE SIZE BACKSPACE

20 x 8.5	22 x 10	Custom backspace available.
20 x 9	22 x 12	
20 x 10	24 x 9	
20 x 10.5	24 x 10	
20 x 12	24 x 12	
22 x 8.5	24 x 15	
22 x 9		



LUG 6

Ⓐ 2-Piece Brushed Center with Matte Black Rim
*Custom Finishes Available

NOVA

Custom SHOP VN701

SIZE OFFSET SIZE OFFSET

16 x 8	+0	20 x 8.5	+0, +35
17 x 7	+0	20 x 10	+18, +35
17 x 8	+0	22 x 9	+15
18 x 9	+24, +35, +45	22 x 11	+18



LUG 5

Ⓐ Chrome

NOVA

Custom SHOP VN701

SIZE OFFSET SIZE OFFSET

16 x 8	+0	20 x 8.5	+0, +35
17 x 7	+0	20 x 10	+18, +35
17 x 8	+0	22 x 9	+15
18 x 9	+24, +35, +45	22 x 11	+18



LUG 5

Ⓐ Gloss Black Machined
*Patent Pending

Custom SHOP VN500

SIZE SIZE BACKSPACE

15 x 3.5	15 x 12	Custom backspace available.
15 x 4	15 x 14	
15 x 5	15 x 15	
15 x 6	17 x 7	
15 x 7	17 x 8	
15 x 8	17 x 9	
15 x 9	17 x 9.5	
15 x 10	17 x 11	



LUG 5

Ⓐ 2-Piece Gloss Black Polished Center with Polished Rim
*Reg U.S. Pat No. D389,795
*Custom Finishes Available

NOVA

Custom SHOP VN701

SIZE OFFSET SIZE OFFSET

16 x 8	+0	20 x 8.5	+0, +35
17 x 7	+0	20 x 10	+18, +35
17 x 8	+0	22 x 9	+15
18 x 9	+24, +35, +45	22 x 11	+18



LUG 5

Ⓐ Mag Gray with Machined Lip

BLVD

Custom SHOP VN805

SIZE OFFSET SIZE OFFSET

17 x 7	+0	20 x 8.5	+5, +30
17 x 8	-6, +0	20 x 10	+15, +38
18 x 8	+0	22 x 9	+12, +32
18 x 9	+30	22 x 11	+18, +38
18 x 9.5	+0		



LUG 5

Ⓐ Satin Black Machined
Ⓑ Chrome
*Reg U.S. Pat No. D669,011



AMERICAN RACING VINTAGE FORGED

American Racing Vintage Forged wheels are built with 6061 forged aluminum for lightweight and superior strength. Fully customizable and stronger than cast alternatives, they are 100 percent U.S. made. Custom backspacing and finishes available.



NEW STYLE **VF FORGED** **Custom SHOP** VF479

SIZE SIZE SIZE BACKSPACE

15 x 3.5	15 x 15	18 x 7	Custom backspace available.
15 x 4	16 x 5.5	18 x 8	
15 x 5	16 x 7	18 x 9.5	
15 x 6	16 x 8	18 x 10	
15 x 7	16 x 9.5	18 x 11	
15 x 8	17 x 7	20 x 8	
15 x 9	17 x 8	20 x 9.5	
15 x 10	17 x 9	20 x 10	
15 x 12	17 x 9.5	20 x 12	
15 x 14	17 x 11	20 x 15	

Ⓐ 2-Piece Forged Polished
*Shown with Custom Gloss Black Center
*Custom Finishes Available

LUG 5



NEW STYLE **VF FORGED** **Custom SHOP** VF480

SIZE SIZE SIZE BACKSPACE

15 x 3.5	15 x 15	18 x 7	Custom backspace available.
15 x 4	16 x 5.5	18 x 8	
15 x 5	16 x 7	18 x 9.5	
15 x 6	16 x 8	18 x 10	
15 x 7	16 x 9.5	18 x 11	
15 x 8	17 x 7	20 x 8	
15 x 9	17 x 8	20 x 9.5	
15 x 10	17 x 9	20 x 10	
15 x 12	17 x 9.5	20 x 12	
15 x 14	17 x 11	20 x 15	

Ⓐ 2-Piece Forged Polished
*Shown with Custom Satin Black and Titanium Finish
*Custom Finishes Available

LUG 5



NEW STYLE **VF481**

SIZE	SIZE	SIZE	BACKSPACE
17 x 7	19 x 8	22 x 8.5	Custom backspace available.
17 x 8	19 x 9	22 x 9	
17 x 9	19 x 10	22 x 10	
17 x 10	19 x 11	22 x 12	
18 x 7	20 x 8.5	24 x 9	
18 x 8	20 x 9	24 x 10	
18 x 9	20 x 10	24 x 12	
18 x 10	20 x 10.5	24 x 15	
18 x 11	20 x 12		
18 x 12	20 x 15		

- A** 2-Piece Forged Polished
- *Shown with Custom Gloss Black and Anthracite Finish
- *High Brake Clearance for Modern Muscle Cars
- *Custom Finishes Available

LUG 5



NEW STYLE **VF484**

SIZE	SIZE	SIZE	BACKSPACE
17 x 7	19 x 8	22 x 8.5	Custom backspace available.
17 x 8	19 x 9	22 x 9	
17 x 9	19 x 10	22 x 10	
17 x 10	19 x 11	22 x 10.5	
18 x 7	20 x 8.5	22 x 12	
18 x 8	20 x 9	24 x 9	
18 x 9	20 x 10	24 x 10	
18 x 10	20 x 10.5	24 x 12	
18 x 11	20 x 12	24 x 15	
18 x 12	20 x 15		

- A** 2-Piece Forged Polished
- *Shown with Custom Tinted Finish with Polished Accents
- *Custom Finishes Available
- *Directional Wheel

LUG 4 | 5 | 6



NEW STYLE **VF482**

SIZE	SIZE	SIZE	BACKSPACE
17 x 7	19 x 8	22 x 8.5	Custom backspace available.
17 x 8	19 x 9	22 x 9	
17 x 9	19 x 10	22 x 10	
17 x 10	19 x 11	22 x 12	
18 x 7	20 x 8.5	24 x 9	
18 x 8	20 x 9	24 x 10	
18 x 9	20 x 10	24 x 12	
18 x 10	20 x 10.5	24 x 15	
18 x 11	20 x 12		
18 x 12	20 x 15		

- A** 2-Piece Forged Polished
- *Shown with Custom Full Titanium Finish
- *High Brake Clearance for Modern Muscle Cars
- *Custom Finishes Available

LUG 5



NEW STYLE **VF485**

SIZE	SIZE	SIZE	BACKSPACE
17 x 7	19 x 8	22 x 8.5	Custom backspace available.
17 x 8	19 x 9	22 x 9	
17 x 9	19 x 10	22 x 10	
17 x 10	19 x 11	22 x 10.5	
18 x 7	20 x 8.5	22 x 12	
18 x 8	20 x 9	24 x 9	
18 x 9	20 x 10	24 x 10	
18 x 10	20 x 10.5	24 x 12	
18 x 11	20 x 12	24 x 15	
18 x 12	20 x 15		

- A** 2-Piece Forged Polished
- *Shown with Custom Brushed Barrel
- *High Brake Clearance for Modern Muscle Cars
- *Custom Finishes Available
- *Directional Wheel

LUG 4 | 5 | 6



NEW STYLE **VF483**

SIZE	SIZE	SIZE	BACKSPACE
17 x 7	19 x 8	22 x 8.5	Custom backspace available.
17 x 8	19 x 9	22 x 9	
17 x 9	19 x 10	22 x 10	
17 x 10	19 x 11	22 x 12	
18 x 7	20 x 8.5	24 x 9	
18 x 8	20 x 9	24 x 10	
18 x 9	20 x 10	24 x 12	
18 x 10	20 x 10.5	24 x 15	
18 x 11	20 x 12		
18 x 12	20 x 15		

- A** 2-Piece Forged Polished
- *Shown with Custom Bronze Finish
- *High Brake Clearance for Modern Muscle Cars
- *Custom Finishes Available

LUG 4 | 5



NEW STYLE **VF486**

SIZE	SIZE	SIZE	BACKSPACE
17 x 7	19 x 8	22 x 8.5	Custom backspace available.
17 x 8	19 x 9	22 x 9	
17 x 9	19 x 10	22 x 10	
17 x 10	19 x 11	22 x 10.5	
18 x 7	20 x 8.5	22 x 12	
18 x 8	20 x 9	24 x 9	
18 x 9	20 x 10	24 x 10	
18 x 10	20 x 10.5	24 x 12	
18 x 11	20 x 12	24 x 15	
18 x 12	20 x 15		

- A** 2-Piece Forged Polished
- *Custom Finishes Available
- *Directional Wheel

LUG 6



VF489

SIZE	SIZE	SIZE	BACKSPACE
17 x 7	19 x 8	22 x 8.5	Custom backspace
17 x 8	19 x 9	22 x 9	available.
17 x 9	19 x 10	22 x 10	
17 x 10	19 x 11	22 x 10.5	
18 x 7	20 x 8.5	22 x 12	
18 x 8	20 x 9	24 x 9	
18 x 9	20 x 10	24 x 10	
18 x 10	20 x 10.5	24 x 12	
18 x 11	20 x 12	24 x 15	
18 x 12	20 x 15		



LUG 5

A 2-Piece Forged Polished
*Custom Finishes Available
*Directional Wheel

VF490

SIZE	SIZE	SIZE	BACKSPACE
17 x 7	19 x 8	22 x 8.5	Custom backspace
17 x 8	19 x 9	22 x 9	available.
17 x 9	19 x 10	22 x 10	
17 x 10	19 x 11	22 x 10.5	
18 x 7	20 x 8.5	22 x 12	
18 x 8	20 x 9	24 x 9	
18 x 9	20 x 10	24 x 10	
18 x 10	20 x 10.5	24 x 12	
18 x 11	20 x 12	24 x 15	
18 x 12	20 x 15		



LUG 5

A 2-Piece Forged Polished
*Custom Finishes Available

VF494

SIZE	SIZE	SIZE	BACKSPACE
15 x 3.5	15 x 15	18 x 7	Custom backspace
15 x 4	16 x 5.5	18 x 8	available.
15 x 5	16 x 7	18 x 9.5	
15 x 6	16 x 8	18 x 10	
15 x 7	16 x 9.5	18 x 11	
15 x 8	17 x 7	20 x 8	
15 x 9	17 x 8	20 x 9.5	
15 x 10	17 x 9	20 x 10	
15 x 12	17 x 9.5	20 x 12	
15 x 14	17 x 11	20 x 15	



LUG 6

A 2-Piece Forged Polished
B Custom Finish: 2-Piece Copper with Polished Accents and Matte Black Rim
*Custom Finishes Available

VF495

SIZE	SIZE	SIZE	BACKSPACE
17 x 7	19 x 8	22 x 8.5	Custom backspace
17 x 8	19 x 9	22 x 9	available.
17 x 9	19 x 10	22 x 10	
17 x 10	19 x 11	22 x 10.5	
18 x 7	20 x 8.5	22 x 12	
18 x 8	20 x 9	24 x 9	
18 x 9	20 x 10	24 x 10	
18 x 10	20 x 10.5	24 x 12	
18 x 11	20 x 12	24 x 15	
18 x 12	20 x 15		



LUG 5

A 2-Piece Forged Polished
B Custom Finish: 2-Piece Matte Black with Matte Red Rim *High Brake Clearance for Modern Muscle Cars *Custom Finishes Available

VF491

SIZE	SIZE	SIZE	BACKSPACE
15 x 3.5	15 x 15	18 x 7	Custom backspace
15 x 4	16 x 5.5	18 x 8	available.
15 x 5	16 x 7	18 x 9.5	
15 x 6	16 x 8	18 x 10	
15 x 7	16 x 9.5	18 x 11	
15 x 8	17 x 7	20 x 8	
15 x 9	17 x 8	20 x 9.5	
15 x 10	17 x 9	20 x 10	
15 x 12	17 x 9.5	20 x 12	
15 x 14	17 x 11	20 x 15	



LUG 5

A 2-Piece Forged Polished
*Custom Finishes Available

VF491

SIZE	SIZE	SIZE	BACKSPACE
15 x 3.5	15 x 15	18 x 7	Custom backspace
15 x 4	16 x 5.5	18 x 8	available.
15 x 5	16 x 7	18 x 9.5	
15 x 6	16 x 8	18 x 10	
15 x 7	16 x 9.5	18 x 11	
15 x 8	17 x 7	20 x 8	
15 x 9	17 x 8	20 x 9.5	
15 x 10	17 x 9	20 x 10	
15 x 12	17 x 9.5	20 x 12	
15 x 14	17 x 11	20 x 15	



LUG 5

A Custom Finish: 2-Piece Gray with Polished Accents and Rim
*Custom Finishes Available

VF496

SIZE	SIZE	SIZE	BACKSPACE
17 x 7	19 x 8	22 x 8.5	Custom backspace
17 x 8	19 x 9	22 x 9	available.
17 x 9	19 x 10	22 x 10	
17 x 10	19 x 11	22 x 10.5	
18 x 7	20 x 8.5	22 x 12	
18 x 8	20 x 9	24 x 9	
18 x 9	20 x 10	24 x 10	
18 x 10	20 x 10.5	24 x 12	
18 x 11	20 x 12	24 x 15	
18 x 12	20 x 15		



LUG 6

A 2-Piece Forged Polished
B Custom Finish: 2-Piece Matte Black with Brushed Rim *High Brake Clearance for Modern Muscle Cars *Custom Finishes Available

VF497

SIZE	SIZE	SIZE	BACKSPACE
17 x 7	18 x 12	20 x 12	Custom backspace
17 x 8	19 x 8	20 x 15	available.
17 x 9	19 x 9	22 x 8.5	
17 x 10	19 x 10	22 x 9	
18 x 7	19 x 11	22 x 10	
18 x 8	20 x 8.5	22 x 10.5	
18 x 9	20 x 9	22 x 12	
18 x 10	20 x 10		
18 x 11	20 x 10.5		



LUG 5

A 2-Piece Forged Polished
B Custom Finish: 2-Piece Satin Black with Brushed Rim *High Brake Clearance for Modern Muscle Cars *Custom Finishes Available

VF492

SIZE	SIZE	SIZE	BACKSPACE
15 x 3.5	15 x 15	18 x 7	Custom backspace
15 x 4	16 x 5.5	18 x 8	available.
15 x 5	16 x 7	18 x 9.5	
15 x 6	16 x 8	18 x 10	
15 x 7	16 x 9.5	18 x 11	
15 x 8	17 x 7	20 x 8	
15 x 9	17 x 8	20 x 9.5	
15 x 10	17 x 9	20 x 10	
15 x 12	17 x 9.5	20 x 12	
15 x 14	17 x 11	20 x 15	



LUG 6

A 2-Piece Forged Polished
B Custom Finish: 2-Piece Black with Polished Accents and Rim
*Custom Finishes Available

VF493

SIZE	SIZE	SIZE	BACKSPACE
15 x 3.5	15 x 15	18 x 7	Custom backspace
15 x 4	16 x 5.5	18 x 8	available.
15 x 5	16 x 7	18 x 9.5	
15 x 6	16 x 8	18 x 10	
15 x 7	16 x 9.5	18 x 11	
15 x 8	17 x 7	20 x 8	
15 x 9	17 x 8	20 x 9.5	
15 x 10	17 x 9	20 x 10	
15 x 12	17 x 9.5	20 x 12	
15 x 14	17 x 11	20 x 15	



LUG 5

A 2-Piece Forged Polished
B Custom Finish: 2-Piece Gray with Polished Accents and Rim
*Custom Finishes Available

VF498

SIZE	SIZE	SIZE	BACKSPACE
17 x 7	18 x 12	20 x 12	Custom backspace
17 x 8	19 x 8	20 x 15	available.
17 x 9	19 x 9	22 x 8.5	
17 x 10	19 x 10	22 x 9	
18 x 7	19 x 11	22 x 10	
18 x 8	20 x 8.5	22 x 10.5	
18 x 9	20 x 9	22 x 12	
18 x 10	20 x 10		
18 x 11	20 x 10.5		



LUG 5

A 2-Piece Forged Polished
B Custom Finish: 2-Piece Satin Black with Gold Accents and Brushed Rim *High Brake Clearance for Modern Muscle Cars *Custom Finishes Available

VF499

SIZE	SIZE	SIZE	BACKSPACE
17 x 7	18 x 12	20 x 12	Custom backspace
17 x 8	19 x 8	20 x 15	available.
17 x 9	19 x 9	22 x 8.5	
17 x 10	19 x 10	22 x 9	
18 x 7	19 x 11	22 x 10	
18 x 8	20 x 8.5	22 x 10.5	
18 x 9	20 x 9	22 x 12	
18 x 10	20 x 10		
18 x 11	20 x 10.5		



LUG 5


A 2-Piece Forged Polished
*Shown with Custom Satin Black Center
*High Brake Clearance for Modern Muscle Cars
*Custom Finishes Available

American Racing Custom Parts



**American
Racing**
Custom Wheels

MAX GRUNDY
DESIGN™



TURBINE

NEW STYLE **Custom SHOP** **VN478**

SIZE **SIZE** **BACKSPACE**

15 x 3.5	17 x 7	Custom backspace available.
15 x 4	17 x 8	
15 x 5	17 x 9	
15 x 6	17 x 9.5	
15 x 7	17 x 11	
15 x 8	20 x 8	
15 x 9	20 x 9.5	
15 x 10	20 x 10	
15 x 12	20 x 12	
15 x 14	20 x 15	

- Ⓐ 2-Piece Polished
- Ⓑ 2-Piece Chrome Center Polished Rim
- Ⓒ 2-Piece Black and Milled Center Polished Rim

LUG 4 | 5



STELLA

NEW STYLE **FORGED** **Custom SHOP** **VF488**

SIZE **SIZE** **SIZE** **BACKSPACE**

17 x 7	18 x 11	20 x 10	Custom backspace available.
17 x 8	18 x 12	20 x 10.5	
17 x 9	19 x 8	20 x 12	
17 x 10	19 x 9	20 x 15	
18 x 7	19 x 10	22 x 8.5	
18 x 8	19 x 11	22 x 9	
18 x 9	20 x 8.5	22 x 10	
18 x 10	20 x 9	22 x 12	

- Ⓐ 2-Piece Forged Polished
- *Additional Custom Finishes Available

LUG 4 | 5



AMERICAN RACING TORQ THRUST®

A timeless design that never goes out of style, the Torq Thrust® has been an American classic for 50 years. A wide range of fitments and finishes are available.



**TORQ THRUST® ST
AR104**

SIZE	OFFSET
20 x 8.5	+19, +30

LUG 6

- Ⓐ Magnesium Gray with Machined Lip



**TORQ THRUST® ST
AR604**

SIZE	OFFSET
20 x 8.5	+19, +30

LUG 6

- Ⓐ Chrome



**TORQ THRUST® M
AR105M**

SIZE	OFFSET	SIZE	OFFSET
16 x 7	+35	18 x 9	+24, +34
17 x 7	+0	18 x 10	+24, +45
17 x 7.5	+45	20 x 8.5	+0, +18, +32
17 x 8	+0, +30	20 x 9	+30, +45
17 x 9	+24, +45	20 x 10	+18, +34, +45
17 x 10.5	+28, +44	22 x 9.5	+18
18 x 8	+0		

LUG 5

- Ⓐ Anthracite with Machined Lip
- Ⓑ Gloss Black with Machined Lip



**TORQ THRUST® M
AR605M**

SIZE	OFFSET	SIZE	OFFSET
16 x 7	+35	18 x 9	+24, +34
17 x 7	+0	18 x 10	+24, +45
17 x 7.5	+45	20 x 8.5	+0, +18, +32
17 x 8	+0, +30	20 x 9	+30, +45
17 x 9	+24, +45	20 x 10	+18, +34, +45
17 x 10.5	+28, +44	22 x 9.5	+18
18 x 8	+0		

LUG 5

- Ⓐ Chrome



VNT70R/VNT71R

SIZE BACKSPACE

15 x 7	4"
15 x 8	4"
17 x 7	4"
17 x 8	4.5"
17 x 9	5"



LUG 5

- A Smooth Vintage Silver with Polished Lip (VNT70R)
- B Polished (VNT71R)

TORQ THRUST® D VN105D

SIZE BACKSPACE SIZE BACKSPACE

14 x 6	3.5"	15 x 8	4.5"
15 x 4.5	2.25"	15 x 8.5	3.75"
15 x 6	3.75"	15 x 10	3.75"
15 x 7	3.75"	16 x 8	4"



LUG 5

- A Satin Black with Machined Lip
*Optional Caps Available

TORQ THRUST® D VN105D

SIZE BACKSPACE SIZE BACKSPACE

14 x 6	3.5"	15 x 8	4.5"
15 x 4.5	2.25"	15 x 8.5	3.75"
15 x 6	3.75"	15 x 10	3.75"
15 x 7	3.75"	16 x 8	4"



LUG 5

- A Torq Thrust® Gray with Machined Lip
*Optional Caps Available

TORQ THRUST® D VN605D

SIZE BACKSPACE SIZE BACKSPACE

14 x 6	3.5"	15 x 8	4.5"
15 x 4.5	2.25"	15 x 8.5	3.75"
15 x 6	3.75"	15 x 10	3.75"
15 x 7	3.75"	16 x 8	4"



LUG 5

- A Chrome
*Optional Caps Available

TTO VN109/VN309

SIZE BACKSPACE

15 x 5	2.75"
15 x 7	3.75"
15 x 8.5	3.75"
17 x 8	4.5"



LUG 5

- A Polished (VN109)
- B Vintage Silver with Machined Lip (VN309)
*Optional Caps Available

CLASSIC TORQ THRUST® II VNCL205

SIZE SIZE SIZE BACKSPACE

14 x 6	16 x 5.5	18 x 9.5	Custom backspace available.
14 x 7	16 x 7	18 x 10	
15 x 4	16 x 8	18 x 11	
15 x 6	16 x 9.5	20 x 8	
15 x 7	17 x 7	20 x 9.5	
15 x 8	17 x 8	20 x 10	
15 x 9	17 x 9	20 x 12	
15 x 10	17 x 9.5	20 x 15	
15 x 12	17 x 11		
15 x 14	18 x 7		
15 x 15	18 x 8		



LUG 5

- A 2-Piece Torq Thrust® Gray with Polished Rim
*Optional Caps Available
*Custom Finishes Available

TORQ THRUST® II VN405

SIZE SIZE SIZE BACKSPACE

14 x 6	15 x 15	18 x 7	Custom backspace available.
14 x 7	16 x 5.5	18 x 8	
15 x 4	16 x 7	18 x 9.5	
15 x 6	16 x 8	18 x 10	
15 x 7	16 x 9.5	18 x 11	
15 x 8	17 x 7	20 x 8	
15 x 9	17 x 8	20 x 9.5	
15 x 10	17 x 9	20 x 10	
15 x 12	17 x 9.5	20 x 12	
15 x 14	17 x 11	20 x 15	



LUG 5

- A 2-Piece Polished
- B 2-Piece Chrome Center with Polished Rim
- C 2-Piece Hot Rod Black with Polished Rim
*Optional Caps Available *Custom Finishes Available

TORQ THRUST® II 1-PIECE VN515

SIZE BACKSPACE SIZE BACKSPACE

14 x 6	3.5"	17 x 7	4.0"
14 x 7	4.0"	17 x 8	4.0", 4.75", 5.0", 5.5"
15 x 4	1.5"	17 x 9.5	5.5", 6.25", 6.5", 7.0"
15 x 6	3.25"	18 x 7	4.25"
15 x 7	3.75"	18 x 8	4.5"
15 x 8	3.75", 4.5"	18 x 9	5.0"
15 x 10	3.75"	18 x 10	5.75"
16 x 7	4.0"	20 x 8	4.5"
16 x 8	4.0", 4.75", 5.0"	20 x 10	5.75"



LUG 5

- A Polished
*Optional Caps Available /*Reg U.S. aPat No. 2,877,160
*Custom Finishes Available

TORQ THRUST® II 1-PIECE VN215

SIZE BACKSPACE SIZE BACKSPACE

14 x 6	3.5"	17 x 7	4.0"
14 x 7	4.0"	17 x 8	4.0", 4.75", 5.0", 5.5"
15 x 4	1.5"	17 x 9.5	5.5", 6.25", 6.5", 7.0"
15 x 6	3.25"	18 x 7	4.25"
15 x 7	3.75"	18 x 8	4.5"
15 x 8	3.75", 4.5"	18 x 9	5.0"
15 x 10	3.75"	18 x 10	5.75"
16 x 7	4.0"	20 x 8	4.5"
16 x 8	4.0", 4.75", 5.0"	20 x 10	5.75"



LUG 5

- A Torq Thrust® Gray with Polished Lip
*Optional Caps Available /*Reg U.S. aPat No. 2,877,160
*Custom Finishes Available

TORQ THRUST® SL VN425

SIZE SIZE BACKSPACE

17 x 7	20 x 9	Custom backspace available.
17 x 8	20 x 10	
17 x 9	20 x 10.5	
17 x 10	20 x 12	
18 x 7	20 x 15	
18 x 8	22 x 8.5	
18 x 9	22 x 9	
18 x 10	22 x 10	
18 x 11	22 x 10.5	
18 x 12	22 x 12	
20 x 8.5		



LUG 5

- A 2-Piece Polished
- B 2-Piece Hot Rod Black with Polished Rim
*Custom Finishes Available

TORQ THRUST® II 1-PIECE VN815

SIZE BACKSPACE SIZE BACKSPACE

14 x 6	3.5"	17 x 7	4.0"
14 x 7	4.0"	17 x 8	4.0", 4.75", 5.0", 5.5"
15 x 4	1.5"	17 x 9.5	5.5", 6.25", 6.5", 7.0"
15 x 6	3.25"	18 x 7	4.25"
15 x 7	3.75"	18 x 8	4.5"
15 x 8	3.75", 4.5"	18 x 9	5.0"
15 x 10	3.75"	18 x 10	5.75"
16 x 7	4.0"	20 x 8	4.5"
16 x 8	4.0", 4.75", 5.0"	20 x 10	5.75"



LUG 5

- A PVD
*Optional Caps Available /*Reg U.S. aPat No. 2,877,160
*Custom Finishes Available

OPTIONAL CAPS AVAILABLE FOR: VN105, VN109, VNCL205, VN405, VN450, VN470, VN515 & VN815



#3505393C4

#41054032A2



#41054031B1



AMERICAN RACING PERFORM

Built for modern machines, with clean, contemporary styles, AR Perform is the next generation of American Racing.



NEW FINISH AR23B

SIZE	OFFSET
14 x 7	-6
15 x 7	-6
15 x 8	-19
15 x 10	-44
16 x 7	-6
16 x 8	+0
17 x 8	+0

Ⓐ Satin Black

LUG 5 | 6 | 8



NEW FINISH AR172B

SIZE	OFFSET
15 x 7	-6
15 x 8	-19
15 x 10	-43
16 x 8	+0
17 x 8	+0

Ⓐ Satin Black

LUG 5



NEW STYLE AR904

SIZE	OFFSET
15 x 7	+40
16 x 7	+40
17 x 7	+42
18 x 8	+45

Ⓐ Satin Black

LUG 5



NEW STYLE AR904

SIZE	OFFSET
15 x 7	+40
16 x 7	+40
17 x 7	+42
18 x 8	+45

Ⓐ Silver Machined

LUG 5



NEW STYLE AR904

SIZE	OFFSET
15 x 7	+40
16 x 7	+40
17 x 7	+42
18 x 8	+45

Ⓐ PVD

LUG 5



NEW STYLE AR907

SIZE OFFSET

15 x 7	+35
16 x 7	+40
17 x 7.5	+42
18 x 8	+40
20 x 8	+40

A Gloss Black

LUG 5



NEW STYLE AR908

SIZE OFFSET

16 x 7	+40
17 x 7.5	+42
18 x 8	+40

- A** Gloss Black Machined
- B** Silver Machined
- C** PVD

LUG 5



NEW STYLE AR907

SIZE OFFSET

15 x 7	+35
16 x 7	+40
17 x 7.5	+42
18 x 8	+40
20 x 8	+40

A Silver Machined Face

LUG 5



NEW STYLE AR910

SIZE OFFSET

17 x 8.5	+0
18 x 9	+0, +18, +25
20 x 9	+0, +18, +25

A Gloss Black Machined
*Patent Pending

LUG 5 | 6 | 8



NEW STYLE AR907

SIZE OFFSET

15 x 7	+35
16 x 7	+40
17 x 7.5	+42
18 x 8	+40
20 x 8	+40

A PVD

LUG 5



NEW STYLE AR910

SIZE OFFSET

17 x 8.5	+0
18 x 9	+0, +18, +25
20 x 9	+0, +18, +25

A PVD
*Patent Pending

LUG 5 | 6 | 8



AR 23

SIZE OFFSET

14 x 7	-6
15 x 7	-6
15 x 8	-19
15 x 10	-44
16 x 7	-6
16 x 8	+0



LUG 5 | 6 | 8

Ⓐ Machined with Clearcoat

OUTLAW I AR 61

SIZE OFFSET

14 x 7	+0
15 x 7	-6
15 x 8	-19
15 x 10	-38



LUG 5 | 6

Ⓐ Machined with Clearcoat

BAJA AR 172

SIZE OFFSET

15 x 7	-6
15 x 8	-19, +20
15 x 10	-43
16 x 8	+0
16 x 10	-25
17 x 8	+0



LUG 5 | 6 | 8

Ⓐ Polished

RIBELLE AR 708

SIZE OFFSET

17 x 8.5	+0, +20
18 x 9	+0, +20
20 x 9	+0, +20
22 x 9.5	+0, +20



LUG 5 | 6 | 8

Ⓐ Matte Black Machined
Ⓑ PVD



OUTLAW II AR 62

SIZE OFFSET

14 x 6	+6	16 x 7	-8
14 x 7	+0	16 x 8	+0, +25
15 x 7	-6, +50	16 x 10	-25
15 x 8	-19	17 x 8	+0
15 x 10	-38		



LUG 4 | 5 | 6 | 8

Ⓐ Machined with Clearcoat

ESTRELLA® AR 95/AR 95 T

SIZE OFFSET

13 x 5.5	+35
14 x 6	+35
15 x 7	+35
16 x 7	+30, +35, +40
17 x 7.5	+25, +40
18 x 7.5	+45
18 x 8	+30



LUG 4 | 5 | 6

Ⓐ Machined with Clearcoat
*Registered with the U.S. Patent and Trademark Office

AR 767

SIZE OFFSET

15 x 7	+0
15 x 8	-11
15 x 10	-38
16 x 7	+0
16 x 8	+12



LUG 5 | 6 | 8

Ⓐ Gloss Black Steel with Red and Blue Stripe

MAVERICK AR 883

SIZE OFFSET

15 x 7	+40
16 x 7	+40
17 x 7.5	+40
18 x 8	+40
20 x 8.5	+40



LUG 5

Ⓐ Anthracite Machined

VENTURA AR 136

SIZE OFFSET

15 x 7	-6
15 x 8	-19
15 x 10	-44
16 x 8	+0



LUG 5 | 6

Ⓐ Polished

VENTURA AR 136 8 LUG

SIZE OFFSET

16 x 8	+0
--------	----



LUG 8

Ⓐ Polished

MAVERICK AR 883

SIZE OFFSET

15 x 7	+40
16 x 7	+40
17 x 7.5	+40
18 x 8	+40
20 x 8.5	+40



LUG 5

Ⓐ Chrome

AR 890

SIZE OFFSET

16 x 8	+0, +30
17 x 8	+0, +30
18 x 8	+0, +35
20 x 8.5	+0, +35
22 x 9.5	+35



LUG 5 | 6

Ⓐ Chrome
Ⓑ Satin Black Machined



MAINLINE

AR 893

SIZE OFFSET

16 x 8	+0
17 x 8	+0, +25
18 x 8.5	+12, +30
20 x 8.5	+15, +35
22 x 9	+18, +35



LUG 5 | 6

- (A) Gloss Black Machined
- (B) Chrome

AR 894

SIZE OFFSET

18 x 8	+15, +35
20 x 8.5	+15, +35
22 x 9	+15, +35
24 x 9	+15, +38



LUG 5 | 6

- (A) Chrome
- (B) Gloss Black Machined

AR 900

SIZE OFFSET

17 x 7.5	+45
18 x 7.5	+45
20 x 8.5	+42



LUG 5

- (A) Gloss Black Machined
*Patent Pending

AR 901

SIZE OFFSET

17 x 8.5	+0, +20
18 x 9	+0, +20
20 x 9	+0, +20



LUG 5 | 6 | 8

- (A) PVD

AR 895

SIZE OFFSET

14 x 6	+35
15 x 7	+35
16 x 7	+35, +40
17 x 7.5	+45



LUG 4 | 5

- (A) Dark Silver Machined
- (B) PVD

AR 897

SIZE OFFSET

18 x 8	+38
20 x 8.5	+38
22 x 9	+38



LUG 5 | 6

- (A) Gloss Black Machined
- (B) PVD

AR 901

SIZE OFFSET

17 x 8.5	+0, +20
18 x 9	+0, +20
20 x 9	+0, +20



LUG 5 | 6 | 8

- (A) Satin Black

AR 901

SIZE OFFSET

17 x 8.5	+0, +20
18 x 9	+0, +20
20 x 9	+0, +20



LUG 5 | 6 | 8

- (A) Satin Black Machined

AR 898

SIZE OFFSET

15 x 8	+0, +25
16 x 8	+0, +25
17 x 8	+0, +25



LUG 5 | 6

- (A) Dark Silver Machined

AR 900

SIZE OFFSET

17 x 7.5	+45
18 x 7.5	+45
20 x 8.5	+42



LUG 5

- (A) Satin Black Machined

AR 902

SIZE OFFSET

15 x 7	+0
15 x 9	-24
16 x 8	+0
17 x 8	+0



LUG 5 | 6

- (A) Satin Black Machined
*Patent Pending

AR 903

SIZE OFFSET

17 x 8	+15, +38
18 x 8	+15, +38
20 x 9	+15, +38



LUG 5

- (A) Gloss Black Machined



KMC WHEELS

For more than 30 years, KMC Wheels has been producing quality, cutting-edge designs for today's street performance.



VOL 15

SKILLET



K M 6 8 9

SIZE OFFSET

22 x 9 +15, +38

24 x 9.5 +15, +38



- A Satin Black Milled
 - B Machined and Satin Black
- *Patent Pending

LUG 5 | 6



M C 5



K M 6 9 0

SIZE OFFSET

20 x 8.5 +15, +25, +35

22 x 9 +15, +30

24 x 9.5 +15, +30

26 x 9.5 +15, +30



- A Satin Black Milled
 - B Chrome
- *Patent Pending

LUG 5 | 6



SPIN



K M 6 9 1

SIZE OFFSET

18 x 8 +35, +40

20 x 8.5 +35

20 x 9 +38

20 x 10 +40



- A Gun Metal
 - B Matte Bronze
 - C Satin Black
 - D Chrome
- *Patent Pending

LUG 5



M A Z E



K M 6 9 3

SIZE OFFSET

17 x 7 +45

18 x 8 +40

20 x 8.5 +40



- A Pearl Gray with Gloss Black Face
- B Pearl Gray with Brushed Face
- C Satin Black with Tinted Face
- D Silver Machined
- E Pearl Gray

LUG 5

SLIDE
KM 651

SIZE OFFSET

20 x 8.5	+10, +38
22 x 9.5	+15, +38
24 x 9.5	+18, +25
26 x 10	+28



LUG 5 | 6

Ⓐ Chrome

SLIDE
KM 651

SIZE OFFSET

20 x 8.5	+10, +38
22 x 9.5	+15, +38
24 x 9.5	+18, +25
26 x 10	+28



LUG 5 | 6

Ⓑ Gloss Black
*Reg U.S. Pat No. D548,167

SPIDER
KM 682

SIZE OFFSET

20 x 8.5	+18, +35
22 x 9	+18, +35
24 x 9	+18, +35
26 x 9.5	+18, +35



LUG 5 | 6

Ⓐ Gloss Black Machined
*Patent Pending

DISTRICT
KM 685

SIZE OFFSET

20 x 8.5	+28, +35
20 x 10.5	+35
22 x 9	+15, +20
*22 x 10.5	+20, +28



LUG 5

Ⓐ Satin Black



Concave View Wheel Shown
*22 x 10.5

SKITCH
KM 673

SIZE OFFSET

18 x 8	+15, +35
20 x 8.5	+15, +35
22 x 9	+15, +35
24 x 9.5	+30



LUG 5 | 6

Ⓐ Satin Black

SKITCH
KM 673

SIZE OFFSET

18 x 8	+15, +35
20 x 8.5	+15, +35
22 x 9	+15, +35
24 x 9.5	+30



LUG 5 | 6

Ⓐ Chrome

DISTRICT
KM 685

SIZE OFFSET

20 x 8.5	+28, +35
20 x 10.5	+35
22 x 9	+15, +20
22 x 10.5	+20, +28



LUG 5

Ⓐ Satin Black Machined

DISTRICT
KM 685

SIZE OFFSET

20 x 8.5	+28, +35
20 x 10.5	+35
22 x 9	+15, +20
22 x 10.5	+20, +28



LUG 6

Ⓐ Silver



D 2
KM 677

SIZE OFFSET

19 x 8.5	+35, +45
20 x 8.5	+10, +35
22 x 9.5	+12, +35
24 x 9.5	+12, +35
26 x 9.5	+15, +35



LUG 5 | 6

Ⓐ Gloss Black

D 2
KM 677

SIZE OFFSET

19 x 8.5	+35, +45
20 x 8.5	+10, +35
22 x 9.5	+12, +35
24 x 9.5	+12, +35
26 x 9.5	+15, +35



LUG 5 | 6

Ⓐ Chrome
*Patent Pending

FACTION
KM 686

SIZE OFFSET

20 x 9	+10, +35
22 x 9.5	+15, +38
24 x 9.5	+15, +38
26 x 9.5	+38



LUG 6

Ⓐ Satin Black Machined
*Patent Pending

ROCKSTAR™ CAR
KM 775

SIZE OFFSET

17 x 7.5	+21, +42
18 x 8	+42
20 x 8	+32, +42
20 x 10	+35
22 x 8.5	+42




LUG 4 | 5

Ⓐ Matte Black
*Reg U.S. Pat No. D638,767



KMC XD SERIES

Where action meets style, the KMC Wheels XD Series line includes hard-wearing wheels suitable for extra duty – including specialty dually and beadlock styles.



XD-SERIES
KMC
WHEELS

ENDURO PRO

NEW STYLE XD126

SIZE	OFFSET
15 x 8	-19
16 x 8	+0
17 x 9	-12
18 x 9	+18, -12
20 x 9	+0, +18
20 x 10	-24

- Ⓐ Satin Black
- *Removable Stainless Steel Bolts
- *Features XD Pro Cap

LUG 5 | 6 | 8



ENDURO PRO

NEW STYLE XD126

SIZE	OFFSET
15 x 8	-19
16 x 8	+0
17 x 9	-12
18 x 9	+18, -12
20 x 9	+0, +18
20 x 10	-24

- Ⓐ Satin Gray with Satin Black Ring
- *Removable Stainless Steel Bolts
- *Features XD Pro Cap

LUG 5 | 6 | 8



BULLY

NEW STYLE XD127

SIZE	OFFSET
15 x 8	-24
16 x 8	+0
17 x 8.5	+0
17 x 9	+18, -12
18 x 9	+18, -12
20 x 9	+0, +18
20 x 10	-24

- Ⓐ Satin Black
- *Removable Stainless Steel Bolts
- *Features XD Pro Cap
- *Reg. U.S. Pat No. D651,959

LUG 5 | 6 | 8



BULLY

NEW STYLE XD127

SIZE	OFFSET
15 x 8	-24
16 x 8	+0
17 x 8.5	+0
17 x 9	+18, -12
18 x 9	+18, -12
20 x 9	+0, +18
20 x 10	-24

- Ⓐ Satin Gray with Satin Black Ring
- *Removable Stainless Steel Bolts
- *Features XD Pro Cap
- *Reg. U.S. Pat No. D651,959

LUG 5 | 6 | 8



MACHETE

NEW STYLE XD128

SIZE	OFFSET
15 x 8	-19
16 x 8	+0
17 x 8.5	+0
17 x 9	-12
18 x 9	+18, -12
20 x 9	+0, +18
20 x 10	-24

- Ⓐ Satin Black
- Ⓑ Matte Gray with Satin Black Ring
- Ⓒ Machined Face with Satin Black Ring
- *Removable Stainless Steel Bolts
- *Features XD Pro Cap

LUG 5 | 6 | 8



XD PRO CAP

XD126 / XD127 / XD128

TWO PIECE CAP SYSTEM THAT IS FULLY CUSTOMIZABLE



① CUSTOMIZABLE METAL BASE



② XD OFFROAD RACE HUB

CAN BE RUN WITH OR WITHOUT HUBS *PATENT PENDING

ROCKSTAR II

NEW FINISH XD811

SIZE	OFFSET	SIZE	OFFSET
17 x 8	+10, +35	20 x 12	-44
17 x 9	-12	22 x 9.5	+12, +35
18 x 9	+0, +30	22 x 12	-44
20 x 9	-12, +18, +30	24 x 12	-44



- Ⓐ Camo
 - Ⓑ Skulls
- *Skull and Camo inserts sold separately

LUG 5 | 6 | 7 | 8

ROCKSTAR II

NEW FINISH XD811

SIZE	OFFSET	SIZE	OFFSET
17 x 8	+10, +35	20 x 12	-44
17 x 9	-12	22 x 9.5	+12, +35
18 x 9	+0, +30	22 x 12	-44
20 x 9	-12, +18, +30	24 x 12	-44



- Ⓐ PVD
- Ⓑ Matte Black Machined

LUG 5 | 6 | 7 | 8

HEIST

NEW FINISH XD818

SIZE	OFFSET	SIZE	OFFSET
16 x 8	+10	20 x 9	+30
17 x 8	+35	20 x 10	-24
17 x 9	+30	20 x 12	-44
18 x 8	+35	22 x 9.5	+12
18 x 9	+30		



- Ⓐ Satin Black Milled
- *Only 20 x 12 is 8 LUG
*Patent Pending

LUG 5 | 6 | 8

GRENADE

NEW STYLE XD820

SIZE	OFFSET	SIZE	OFFSET
17 x 8.5	+0	20 x 12	-44
17 x 9	-12	22 x 9.5	+0
18 x 9	-12, +18	22 x 10	-24
20 x 9	+0, +18, +25	22 x 12	-44
20 x 10	-24		



- Ⓐ Satin Black
 - Ⓑ Satin Black Milled
 - Ⓒ Satin Black Machined Face
- *Patent Pending

LUG 5 | 6 | 8

MONSTER 2

NEW STYLE XD822

SIZE	OFFSET
17 x 9	-12
18 x 9	+18
18 x 10	-24
20 x 9	+0, +18
20 x 10	-24



- Ⓐ Satin Black with Black Accents
- *Patent Pending

LUG 5 | 6 | 8

MONSTER 2

XD822



1 TWO PIECE CENTER CAP

2 REMOVABLE, CUSTOMIZABLE FINS

TRAP

NEW STYLE XD823

SIZE	OFFSET
18 x 10	-24
18 x 9	+18
20 x 9	+0, +18, +25
20 x 10	-24
20 x 12	-44
22 x 10	-24

A PVD
*Patent Pending

LUG 5 | 6 | 8



TRAP

NEW STYLE XD823

SIZE	OFFSET
18 x 10	-24
18 x 9	+18
20 x 9	+0, +18, +25
20 x 10	-24
20 x 12	-44
22 x 10	-24

A Satin Black Machined
*Patent Pending

LUG 5 | 6 | 8



XD CUSTOMIZABLE CENTER CAP INSERTS

XD823



1 REMOVABLE, CUSTOMIZABLE INSERTS

ENDURO

XD122

SIZE	OFFSET
15 x 7	-6
15 x 9	-12
16 x 8	+0
16 x 9	-12
17 x 9	-6
18 x 9	+0

LUG 5 | 6 | 8

A Matte Black
*Reg U.S. Pat No. D492,924



XD125

SIZE	OFFSET
17 x 8	+0, +18
18 x 9	+0, +18
20 x 9	+0, +18

LUG 5 | 6 | 8

A Matte Black with Machined Reinforcing Ring



ENDURO BEADLOCK

XD222 BEADLOCK

SIZE	OFFSET
17 x 8	4.75"
17 x 8.5	4.5"

LUG 5 | 6 | 7 | 8

A Machined
*For Off-Road Use Only



ROCKSTAR

XD775

SIZE	OFFSET	SIZE	OFFSET
17 x 8	+10, +35	20 x 12	-44
17 x 9	-12	22 x 9.5	+12, +38
18 x 9	+0	22 x 12	-44
20 x 8.5	+10, +35	24 x 12	-44
20 x 10	-24		

LUG 5 | 6 | 7 | 8

A Chrome
B Matte Black
C Matte Black Machined
*Reg U.S. Pat No. D509,783



ROCKSTAR DUALLY

XD775 DUALLY

SIZE	OFFSET
16 x 6	-134, +111
17 x 6	-134, +111

LUG 8

A Matte Black
B Chrome
*Reg U.S. Pat No. D509,783



MONSTER

XD778

SIZE	OFFSET	SIZE	OFFSET
18 x 9	-12, +18, +35	22 x 9.5	+18, +35
20 x 8.5	+50	22 x 11	-44
20 x 9	+18, +35	24 x 10	+25
20 x 10	-12	24 x 11	-44

LUG 5 | 6 | 7 | 8

A Chrome
B Matte Black
*Reg U.S. Pat No. D558,115



**BADLANDS
XD779**

SIZE OFFSET

18 x 9	-12, +18
20 x 9	-12, +18
22 x 9.5	+18
22 x 11	-44



LUG 5 | 6 | 8

- (A) Gloss Black Machined
 - (B) Chrome
- *Reg U.S. Pat No. D554,037

**HOSS
XD795**

SIZE OFFSET

16 x 8	+0
17 x 9	-12, +18
18 x 9	-12, +18, +30
20 x 9	-12, +18, +30
22 x 9.5	+0, +30



LUG 5 | 6 | 8

- (A) Chrome
 - (B) Gloss Black Machined
 - (C) Gloss Black
- *Reg U.S. Pat No. D590,317

**CRANK
XD801**

SIZE OFFSET

17 x 9	+0
18 x 9	+0
20 x 9	+0
22 x 11	-44



LUG 5 | 6 | 8

- (A) Matte Black Machined
- (B) Matte Black
- (C) Chrome

**BOMB
XD806**

SIZE OFFSET

18 x 9	+0, +30
20 x 9	+0, +30
20 x 12	-44
22 x 10	-24
22 x 12	-44



LUG 5 | 6 | 7 | 8

- (A) Gloss Black Milled

**REVOLVER
XD796**

SIZE OFFSET

17 x 9	-12
18 x 9	-12
20 x 9	+18
20 x 10	-24



LUG 6 | 8

- (A) Chrome
 - (B) Matte Black
- *Reg U.S. Pat No. D576,937

**SPY
XD797**

SIZE OFFSET

17 x 8	+18
17 x 9	-12
18 x 8.5	+18
18 x 9	-12
20 x 8.5	+18
20 x 9	-12



LUG 5 | 6 | 8

- (A) Chrome
 - (B) Gloss Black Machined
- *Reg U.S. Pat No. D578,458

**STRIKE
XD807**

SIZE OFFSET

17 x 9	-24
18 x 10	-24
20 x 9	+18
20 x 10	-24



LUG 5 | 6 | 8

- (A) Matte Black
- *Reg U.S. Pat No. D666,955

**MENACE
XD808**

SIZE OFFSET

17 x 9	+0
18 x 9	+0
20 x 9	+18
20 x 10	-24
22 x 9.5	+12




LUG 5 | 6 | 8

- (A) Gloss Black Milled
- *Patent Pending

**ADDICT
XD798**

SIZE OFFSET

16 x 9	-12
17 x 9	-12, +18
18 x 9	-12, +18
20 x 9	-12, +18



LUG 5 | 6 | 8

- (A) Matte Black Machined
- (B) Matte Black

**MISFIT
XD800**

SIZE OFFSET

17 x 9	+0
18 x 9	+0
20 x 9	+0
22 x 10	-24




LUG 5 | 6 | 8

- (A) Matte Black
- *Reg U.S. Pat No. D638,763

**RIOT
XD809**

SIZE OFFSET

18 x 9	-12, +18
20 x 9	+18
20 x 10	-24
20 x 12	-44
20 x 14	-76
22 x 14	-76




LUG 5 | 6 | 8

- (A) Chrome
 - (B) Matte Black Machined
- *Patent Pending

**BRIGADE
XD810**

SIZE OFFSET

20 x 9	+18
20 x 10	-24
22 x 10	-24



LUG 6

- (A) Satin Black
 - (B) Gloss Black Machined
- *Patent Pending

**ROCKSTAR II
XD811**

SIZE	OFFSET	SIZE	OFFSET
17 x 8	+10, +35	20 x 12	-44
17 x 9	-12	22 x 9.5	+12, +35
18 x 9	+0, +30	22 x 12	-44
20 x 9	-12, +18, +30	24 x 12	-44



LUG 5 | 6 | 7 | 8

Ⓐ Matte Black with Matte Black Accents
*Patent Pending

**ROCKSTAR II
XD811**

SIZE	OFFSET	SIZE	OFFSET
17 x 8	+10, +35	20 x 12	-44
17 x 9	-12	22 x 9.5	+12, +35
18 x 9	+0, +30	22 x 12	-44
20 x 9	-12, +18, +30	24 x 12	-44



LUG 5 | 6 | 7 | 8

Ⓐ Matte Black (Shown without Accents)
*Patent Pending

**ROCKSTAR II
XD811**

SIZE	OFFSET	SIZE	OFFSET
17 x 8	+10, +35	20 x 12	-44
17 x 9	-12	22 x 9.5	+12, +35
18 x 9	+0, +30	22 x 12	-44
20 x 9	-12, +18, +30	24 x 12	-44



LUG 5 | 6 | 7 | 8

Ⓐ Matte Black with Optional Chrome Accents
*Optional Accents Available
*Patent Pending

**BATTALION
XD813**

SIZE	OFFSET	SIZE	OFFSET
17 x 9	+18	18 x 10	-24
17 x 10	-24	20 x 9	+18
18 x 9	+18	20 x 10	-24



LUG 5 | 6 | 8

Ⓐ Gloss Black Milled
*Reg U.S. Pat No. D686,961

**BATTALION DUALY
XD815 DUALY**

SIZE	OFFSET
17 x 6	-134, +111
22 x 8.25	Front +127, Rear *Lifted Trucks -265
22 x 8.25	Front +127, Rear *Stock Trucks -175



LUG 8

Ⓐ Gloss Black Milled
*Patent Pending

**HEIST
XD818**

SIZE	OFFSET	SIZE	OFFSET
16 x 8	+10	20 x 9	+30
17 x 8	+35	20 x 10	-24
17 x 9	+30	20 x 12	-44
18 x 8	+35	22 x 9.5	+12
18 x 9	+30		



LUG 5 | 6 | 8

Ⓐ Satin Black with Milled Flange
*8 LUG Available in 20 x 12 only



XD FORGED SERIES

The New XD Forged Series are built with lightweight 6061 forged aluminum for superior strength. The XD Forged Series are fully customizable in both fitment and finish as well as featuring XD's new two piece Pro Cap system...100% built in the USA, Like No Other.



NEW STYLE **XD FORGED** **Custom SHOP** **XD401**

SIZE	OFFSET
22 x 12	-44
22 x 14	-76

Ⓐ 2-Piece Forged Polished
*Custom Finishes and Offsets Available
*Patent Pending

LUG 5 | 6 | 8



NEW STYLE **XD FORGED** **Custom SHOP** **XD401**

SIZE	OFFSET
22 x 12	-44
22 x 14	-76

Ⓐ 2-Piece Custom Finish Shown
*Custom Finishes and Offsets Available
*Patent Pending

LUG 5 | 6 | 8





NEW STYLE **XD** **Custom SHOP** **XD404**

SIZE	OFFSET
22 x 12	-44
22 x 14	-76



A 2-Piece Forged Satin Black
*Custom Finishes and Offsets Available

LUG 5 | 6 | 8

NEW STYLE **XD** **Custom SHOP** **XD402**

SIZE	OFFSET
22 x 12	-44
22 x 14	-76



A 2-Piece Forged Polished
B 2-Piece Custom Finish Shown
*Custom Finishes and Offsets Available
*Patent Pending

LUG 5 | 6 | 8

NEW STYLE **XD** **Custom SHOP** **XD404**

SIZE	OFFSET
22 x 12	-44
22 x 14	-76



A 2-Piece Forged Polish
*Custom Finishes and Offsets Available

LUG 5 | 6 | 8

NEW STYLE **XD** **Custom SHOP** **XD403**

SIZE	OFFSET
22 x 12	-44
22 x 14	-76




A 2-Piece Forged Polished
B 2-Piece Custom Finish Shown
*Custom Finishes and Offsets Available
*Patent Pending

LUG 5 | 6 | 8

XD FORGED PRO CAP

XD401 / XD402 / XD403 / XD404

TWO PIECE CAP SYSTEM THAT IS FULLY CUSTOMIZABLE




MADE IN THE U.S.A

*PATENT PENDING



LORENZO

Luxury isn't made, it's crafted. That's why Lorenzo wheels are designed with fitments and styles to complete any high-end street look – including the fully customizable Lorenzo Forged product line.



DOOR TO REMAIN CLOSED WHEN GUSTY WINDS EXCEED 55 MPH

VOL. 15

WL 27

SIZE	OFFSET	SIZE	OFFSET
19 x 8	+20, +32, +40	20 x 10	+20, +40
19 x 9.5	+20, +32, +40	22 x 8.5	+20, +40
20 x 8.5	+15, +35	22 x 10	+20, +40



LUG 5

- (A) Gloss Black Machined
- (B) Chrome with Gloss Black Windows
*Reg U.S. Pat No. D630,144

WL 32

SIZE	OFFSET	SIZE	OFFSET
18 x 8	+32, +40	20 x 9.5	+18, +40
18 x 9.5	+32, +40	22 x 8.5	+20, +40
20 x 8.5	+15, +35	22 x 10.5	+28, +38



LUG 5

- (A) Satin Black
- (B) Chrome

WL 36

SIZE	OFFSET
18 x 8	+38
20 x 8.5	+15, +38
20 x 10	+15, +38
22 x 9	+15, +38
22 x 11	+18, +40



LUG 5

- (A) Gloss Black Milled
*Patent Pending

WL 197

SIZE	OFFSET
20 x 9	+15, +25, +38
20 x 10.5	+15, +28, +38
22 x 9.5	+15, +25, +38
22 x 11	+15, +28, +38




LUG 5

- (A) 2-Piece Satin Black Machined with Chrome Stainless Rim (Forged Barrel)
- (B) 2-Piece Titanium Gray Machined with Chrome Stainless Rim (Forged Barrel)

WL 198

SIZE	OFFSET
20 x 9	+38, +50
20 x 10.5	+38, +50
22 x 9	+38, +50
22 x 11	+38, +50



LUG 5

- (A) 2-Piece Silver Machined with Chrome Stainless Rim (Forged Barrel)
- (B) 2-Piece Gloss Black Machined with Chrome Stainless Rim (Forged Barrel)


WL 199

SIZE	OFFSET
20 x 8.5	+35
20 x 10	+40
22 x 9	+15, +25, +35
22 x 10.5	+25, +40




LUG 5

- (A) 2-Piece Satin Black Machined with Chrome Stainless Rim (Forged Barrel)
- (B) 2-Piece Titanium Gray Machined with Chrome Stainless Rim (Forged Barrel)



LORENZO FORGED

Built with 6061 forged aluminum for lightweight and superior strength. Lorenzo Forged wheels are full customizable and stronger than cast alternatives. Many styles are OEM cap compatible, with custom offsets and finishes available.



NEW STYLE FORGED CUSTOM SHOP LF 894

SIZE	OFFSET
19 x 8	Custom offsets available.
19 x 19.5	
20 x 8.5	
20 x 10	
22 x 8.5	
22 x 11	

- (A) Brushed with Satin Lip
*Custom Finishes Available

LUG 5



NEW STYLE FORGED CUSTOM SHOP LF 902

SIZE	OFFSET
22 x 9.5	Custom backspace available.
24 x 9.5	
26 x 9.5	

- (A) Brushed with Gloss Black Lip
*Custom Finishes Available

LUG 5



NEW STYLE **FORGED** **Custom SHOP** **LF903**

SIZE	OFFSET
22 x 9.5	Custom backspace available.
24 x 9.5	
26 x 9.5	

A Brushed with Satin Black
*Custom Finishes Available

LUG 6



FORGED **Custom SHOP** **LF895**

SIZE	OFFSET
19 x 8	Custom offsets available.
19 x 9.5	
20 x 8.5	
20 x 10	
22 x 8.5	
22 x 11	

LUG 5

A Custom Finish: Matte Black with Polished Accents and Gloss Red Lip
*Custom Finishes Available



FORGED **Custom SHOP** **LF896**

SIZE	OFFSET
19 x 8	Custom offsets available.
19 x 9.5	
20 x 8.5	
20 x 10	
22 x 8.5	
22 x 11	

LUG 5

A Custom Finish: Titanium with Gloss Black Barrel
*Custom Finishes Available



FORGED **Custom SHOP** **LF897**

SIZE	OFFSET
19 x 8	Custom offsets available.
19 x 9.5	
20 x 8.5	
20 x 10	
22 x 8.5	
22 x 11	

LUG 5

A Custom Finish: Rose Gold with Black Accents
*Custom Finishes Available



FORGED **Custom SHOP** **LF899**

SIZE	OFFSET
22 x 9.5	Custom offsets available.
24 x 9.5	

LUG 5 | 6

A Custom Finish: Metallic Purple with Gloss White Accents and White Lip
*Custom Finishes Available



FORGED **Custom SHOP** **LF900**

SIZE	OFFSET
22 x 9.5	Custom offsets available.
24 x 9.5	
26 x 9.5	

LUG 5 | 6

A Custom Finish: Flat Black with Red Accents and Gloss Black Windows
*Custom Finishes Available



FORGED **Custom SHOP** **LF901**

SIZE	OFFSET
19 x 8	Custom offsets available.
19 x 9.5	
20 x 8.5	
20 x 10	
22 x 8.5	
22 x 11	
24 x 9.5	
26 x 9.5	

LUG 5 | 6

A Custom Finish: Brushed with Titanium Clear Coat
*Custom Finishes Available





MOTEGI RACING

With countless professional racing partnerships, and styles for the aftermarket tuner and performance markets, Motegi Racing products are fueled by innovation.



NEW STYLE **FP** **MR131**

SIZE	OFFSET
17 x 7	+45
17 x 8	+40
18 x 8	+45
18 x 9	+35

Ⓐ Satin Black

LUG 5



MR107

SIZE	OFFSET
16 x 7	+45
17 x 7.5	+45
18 x 8	+42
20 x 8.5	+42

LUG 5

Ⓐ Gloss Black Machined
*Reg U.S. Pat No. D596,100



Custom SHOP **MR116**

SIZE	OFFSET
15 x 6.5	+40
16 x 7	+40
17 x 7	+40, +48
18 x 8	+35, +45
18 x 9	+35, +45

LUG 4 | 5

Ⓐ Matte Black with Red Stripe
*Custom Colors Available *Reg U.S. Pat No. D651,957



NEW STYLE **FP** **MR131**

SIZE	OFFSET
17 x 7	+45
17 x 8	+40
18 x 8	+45
18 x 9	+35

Ⓐ Matte Bronze

LUG 5



Custom SHOP **MR116**

SIZE	OFFSET
15 x 6.5	+40
16 x 7	+40
17 x 7	+40, +48
18 x 8	+35, +45
18 x 9	+35, +45

LUG 4 | 5

Ⓐ Gloss Black with Machined Flange
*Custom Colors Available *Reg U.S. Pat No. D651,957



Custom SHOP **MR116**

SIZE	OFFSET
15 x 6.5	+40
16 x 7	+40
17 x 7	+40, +48
18 x 8	+35, +45
18 x 9	+35, +45

LUG 4 | 5

Ⓐ Dark Silver with Machined Flange
*Custom Colors Available *Reg U.S. Pat No. D651,957



NEW STYLE **FP** **MR131**

SIZE	OFFSET
17 x 7	+45
17 x 8	+40
18 x 8	+40
18 x 9	+35

Ⓐ Silver

LUG 5



Custom SHOP **MR118**

SIZE	OFFSET
17 x 8	+32, +45
18 x 8	+32, +45

LUG 5

Ⓐ Matte Black
*Custom Colors Available
*Reg U.S. Pat No. D642,105



RALLYCROSS S

Custom SHOP **MR119**

SIZE	OFFSET
17 x 7	+40, +48
18 x 8	+35, +45

LUG 4 | 5

Ⓐ Satin Black
*Custom Colors Available
*Reg U.S. Pat No. D666,959



TECHNOMESH S

MR120

SIZE OFFSET

17 x 8.5	+35, +56
18 x 8.5	+32, +45, +56
18 x 9.5	+32, +45, +56
19 x 8.5	+35, +45
19 x 10	+35, +48, +79
20 x 9	+24, +38



LUG 5

(A) Satin Black
*Custom Colors Available
*Reg U.S. Pat No. D649,921

TECHNOMESH S

MR120

SIZE OFFSET

17 x 8.5	+35, +56
18 x 8.5	+32, +45, +56
18 x 9.5	+32, +45, +56
19 x 8.5	+35, +45
19 x 10	+35, +48, +79
20 x 9	+24, +38



LUG 5

(A) Chrome
*Custom Colors Available
*Reg U.S. Pat No. D649,921

MR125

SIZE OFFSET

16 x 7	+40
17 x 7.5	+42
18 x 8	+35, +45
18 x 9	+35



LUG 4 | 5

(A) Satin Black

MR125

SIZE OFFSET

16 x 7	+40
17 x 7.5	+42
18 x 8	+35, +45
18 x 9	+35



LUG 4 | 5

(A) Titanium Gray
*Custom Colors Available

TECHNOMESH S

MR120

SIZE OFFSET

17 x 8.5	+35, +56
18 x 8.5	+32, +45, +56
18 x 9.5	+32, +45, +56
19 x 8.5	+35, +45
19 x 10	+35, +48, +79
20 x 9	+24, +38



LUG 5

(A) Race Silver
*Custom Colors Available
*Reg U.S. Pat No. D649,921

MR122

SIZE OFFSET

17 x 8	+35, +48
18 x 8	+35, +45
18 x 9	+35, +45
20 x 8.5	+18, +35
20 x 9.5	+24, +35



LUG 4 | 5

(A) White with Machined Flange
*Custom Colors Available

MR126

SIZE OFFSET

17 x 8	+38, +45
18 x 8	+40
18 x 9.5	+40
19 x 8.5	+32, +40
19 x 9.5	+32, +40
20 x 8.5	+32, +38
20 x 10	+32, +38



LUG 5

(A) Gloss Black Milled
(B) Matte White Milled
*Custom Colors Available
*Patent Pending



MR127

SIZE OFFSET

17 x 8	+38
18 x 8	+38
20 x 8.5	+25
*20 x 10.5	+28



LUG 5

(A) Satin Black



Concave View Wheel Shown
*20 x 10.5

MR122

SIZE OFFSET

17 x 8	+35, +48
18 x 8	+35, +45
18 x 9	+35, +45
20 x 8.5	+18, +35
20 x 9.5	+24, +35



LUG 4 | 5

(A) Gold with Machined Flange
*Custom Colors Available

MR122

SIZE OFFSET

17 x 8	+35, +48
18 x 8	+35, +45
18 x 9	+35, +45
20 x 8.5	+18, +35
20 x 9.5	+24, +35



LUG 4 | 5

(A) Satin Black with Machined Flange
*Custom Colors Available

MR128

SIZE OFFSET

16 x 7	+45
17 x 7.5	+45
18 x 8	+48



LUG 5

(A) Satin Black Machined

TRAKLITE 1.0

MR221

SIZE SIZE OFFSET

17 x 7	19 x 9	Custom offset available.
17 x 8	19 x 10	
17 x 10	19 x 11	
18 x 7	20 x 8.5	
18 x 8	20 x 9	
18 x 9	20 x 10	
18 x 10	20 x 10.5	
18 x 12	20 x 12	
19 x 8	20 x 15	



LUG 4 | 5

(A) 2-Piece Forged Matte Black
*Custom Finishes Available

MR224

SIZE	SIZE	OFFSET
15 x 4	16 x 5.5	Custom offsets available.
15 x 5	16 x 7	
15 x 6	16 x 8	
15 x 7	16 x 9.5	
15 x 8	17 x 7	
15 x 9	17 x 8	
15 x 10	17 x 9	
15 x 12	17 x 9.5	
15 x 14	17 x 11	
15 x 15		



MR224

SIZE	SIZE	OFFSET
15 x 4	16 x 5.5	Custom offsets available.
15 x 5	16 x 7	
15 x 6	16 x 8	
15 x 7	16 x 9.5	
15 x 8	17 x 7	
15 x 9	17 x 8	
15 x 10	17 x 9	
15 x 12	17 x 9.5	
15 x 14	17 x 11	
15 x 15		



LUG 4 | 5

(A) 2-Piece Mag Gray with Polished Rim

LUG 4 | 5

(A) 2-Piece Mag Gray with Polished Rim
(Reversed Rim 15 x 6, 15 x 7 Only)
*Patent Pending

FF7

MR2371/ MR2373/ MR2378

SIZE	OFFSET
16 x 7	+42
17 x 7	+42
18 x 7.5	+45



LUG 4 | 5

- (A) Gunmetal with Machined Lip (MR2371)
- (B) Silver with Machined Lip (MR2373)
- (C) Gloss Black with Machined Lip (MR2378)

SP10

MR2747/MR2748

SIZE	OFFSET
15 x 7	+42
17 x 7	+40
18 x 8	+40



LUG 4 | 5

- (A) Hyper Black (MR2747)
 - (B) Matte Black (MR2748)
- *Custom Colors Available



COMPETITION



MR333 FORMULA 1

Front: 13" x 12" | 3.7 kg
Rear: 13" x 13.7" | 4.3 kg
Specialty Performance
Forged Magnesium



MR130 TECHNOMESH™ 458 GT3/G2

Front: 18" x 12.5" | 9.9 kg
Rear: 19" x 13" | 12 kg
Forged 6061 Alloy with T6 heat treatment for optimum hardness.



*For Competition Use Only
*Reg U.S. Pat No. D652,362



MR130 TECHNOMESH™ 458 ITALIA STREET

Front: 20" x 8.5" | 19.9 kg
Rear: 20" x 10.5" | 21.7 kg
Forged 6061 Alloy with T6 heat treatment for optimum hardness.



RX01/RALLYCROSS

Front: 17" x 8" | 8.7 kg
Rear: 17" x 8" | 8.7 kg
Exclusive Alloy and heat treatment.



*For Competition Use Only



221 TRAKLITE 1.0/DRIFT

Front: 17" x 8" | 8 kg
Rear: 18" x 10" | 9.5 kg
2-Piece Forged 6061 Alloy center with 6061 Alloy spun rim.





ATX SERIES

Built to take your truck or SUV into the rugged outdoors.



VOL. **15**



NEW STYLE AX198

SIZE	OFFSET
15 x 8	-19
15 x 10	-43
16 x 8	+0
17 x 9	-12
17 x 9	+18
18 x 9	-12
18 x 9	+18

Ⓐ Satin Black

LUG 5 | 6 | 8



NEW STYLE AX199

SIZE	OFFSET
15 x 8	-19
15 x 10	-43
16 x 8	+0
17 x 8	+0
17 x 9	-12
18 x 9	+0

Ⓐ Satin Black

LUG 5 | 6 | 8



ARTILLERY
AX181

SIZE	OFFSET
16 x 9	-12
17 x 9	-12
18 x 8	+35, +50
18 x 9	-12
20 x 8.5	+35, +50
20 x 9	-12

LUG 5 | 6 | 8

Ⓐ Chrome
Ⓑ Satin Black



CRAWL
AX185

SIZE	OFFSET
17 x 8	+0
18 x 8.5	+15
20 x 9	+0

LUG 5 | 6 | 8

Ⓐ Matte Black Machined



SLOT
AX186

SIZE	OFFSET
15 x 7	-6
15 x 8	-19
15 x 10	-44
16 x 8	+0
17 x 8	+0
17 x 9	-24
18 x 9	-24

LUG 5 | 6 | 8

Ⓐ Satin Black Machined



SLOT
AX186

SIZE	OFFSET
15 x 7	-6
15 x 8	-19
15 x 10	-44
16 x 8	+0
17 x 8	+0
17 x 9	-24
18 x 9	-24

LUG 5 | 6 | 8

Ⓐ Chrome



LEDGE
AX188

SIZE	OFFSET
14 x 6	-6
15 x 7	-6
15 x 8	-19
16 x 8	+0
17 x 8	+0, +35
18 x 8	+35
18 x 9	+0
20 x 8.5	+35
20 x 9	+0

LUG 5 | 6 | 8

Ⓐ Chrome
Ⓑ Satin Black



LEDGE DUALLY
AX189 DUALLY

SIZE	OFFSET
16 x 6	-134, +111
17 x 6	-134, +111

LUG 8

Ⓐ PVD *Front
Ⓑ PVD *Rear



**LEDGE DUALLY
AX189 DUALLY**

SIZE OFFSET

16 x 6	-134, +111
17 x 6	-134, +111



LUG 8

- (A) Satin Black *Front
- (B) Satin Black *Rear

**RAVINE
AX194**

SIZE OFFSET

17 x 8.5	+10
17 x 9	-12
18 x 8.5	+35
20 x 10	-24



LUG 5 | 6

- (A) Matte Gray with Black Reinforcement Ring
- (B) Textured Black
*Accepts OE Jeep Cap

**CORNICE
AX195**

SIZE OFFSET

16 x 9	-12
17 x 9	-12
18 x 9	-12



LUG 5 | 6 | 8

- (A) Textured Black

**SLAB
AX756 BEADLOCK**

SIZE OFFSET

17 x 9	-24
--------	-----



LUG 5 | 6 | 8

- (A) Satin Black with 6061 Bead Ring
*For Off-Road Use Only

**CHAMBER PRO II
AX757 BEADLOCK**

SIZE OFFSET

17 x 9	-24
--------	-----



LUG 5 | 6 | 8

- (A) Machined with 6061 Bead Ring
*For Off-Road Use Only

**CHAMBER PRO II
AX757 BEADLOCK**

SIZE OFFSET

17 x 9	-24
--------	-----



LUG 5 | 6 | 8

- (A) Satin Black with 6061 Bead Ring
*For Off-Road Use Only





MOTO METAL

Inspired by the work-hard, play-hard aesthetic of Southern California motocross culture, the Moto Metal brand features assertive styling and aggressive fitments suitable for a wide range of vehicles including extreme lifted trucks.



VOL **15**

NEW FINISH M0970

SIZE	OFFSET
16 x 8	+0
17 x 8.5	+0
17 x 8	+40, +50
17 x 9	-12
18 x 9	+18
18 x 9	-12
20 x 9	+0, +18, +45
20 x 10	-24

A Satin Black Milled
*Patent Pending

LUG 5 | 6 | 8



NEW STYLE M0975

SIZE	OFFSET
17 x 9	+18, -12
18 x 9	+18, -12
20 x 9	+0, +18, +25
20 x 10	-24
20 x 12	-44

A Satin Black Milled
*Patent Pending

LUG 5 | 6 | 8



NEW FINISH M0971

SIZE	OFFSET
16 x 8	+0
17 x 8.5	+0
17 x 9	-12
18 x 9	-12, +18
20 x 9	+18
20 x 10	-24

A Satin Black

LUG 5 | 6 | 8



NEW STYLE M0975

SIZE	OFFSET
17 x 9	+18, -12
18 x 9	+18, -12
20 x 9	+0, +18, +25
20 x 10	-24
20 x 12	-44

A PVD
*Patent Pending

LUG 5 | 6 | 8



NEW STYLE M0972

SIZE	OFFSET
17 x 9	-12
18 x 10	-24
20 x 10	-24
20 x 12	-44

A Satin Black Milled

LUG 5 | 6 | 8



NEW STYLE M0976

SIZE	OFFSET
18 x 9	+18, -12
20 x 9	+0, +18, +25
20 x 10	-24
20 x 12	-44
22 x 10	-24

A Satin Black Milled
B PVD
*Patent Pending

LUG 5 | 6 | 8



M0951

SIZE OFFSET

16 x 8	+0
16 x 9	-12
17 x 9	-12
18 x 9	-12, +18, +30
20 x 9	+18, +30
20 x 10	-18



LUG 5 | 6 | 8

(A) Gloss Black Machined

M0951

SIZE OFFSET

16 x 8	+0
16 x 9	-12
17 x 9	-12
18 x 9	-12, +18, +30
20 x 9	+18, +30
20 x 10	-18



LUG 5 | 6 | 8

(A) Chrome
*Reg U.S. Pat No. D597,012

M0963 DUALLY

SIZE OFFSET

16 x 6	-134, +111
17 x 6	-134, +111



LUG 8

(A) PVD



M0963 DUALLY

SIZE OFFSET

16 x 6	-134, +111
17 x 6	-134, +111



LUG 8

(A) Matte Black Machined



M0959

SIZE OFFSET

18 x 9	+12, +18
18 x 10	-12
20 x 9	+12, +18
20 x 10	-12



LUG 5 | 6 | 8

(A) Matte Black Machined
(B) Chrome



M0961

SIZE OFFSET

18 x 9	+18
18 x 10	-24
20 x 9	+18
20 x 10	-24



LUG 5 | 6 | 8

(A) Satin Black
*Comes with Two Sets of Inserts (Chrome and Red)

M0967

SIZE OFFSET

18 x 10	-24
20 x 10	-24
20 x 12	-44
22 x 10	-24



LUG 5 | 6

(A) Satin Black Machined
(B) Satin Black



M0968

SIZE OFFSET

18 x 10	-24
20 x 10	-24
20 x 12	-44
22 x 10	-24



LUG 8

(A) Satin Black Machined
(B) Satin Black



M0961

SIZE OFFSET

18 x 9	+18
18 x 10	-24
20 x 9	+18
20 x 10	-24



LUG 5 | 6 | 8

(A) Chrome
*Comes with Two Sets of Inserts (Chrome and Red)

M0962

SIZE OFFSET

18 x 9	+0
18 x 10	-24
20 x 9	+0
20 x 12	-44
22 x 14	-76



LUG 5 | 6 | 8

(A) Gloss Black with Milled Accents
(B) Chrome
*Reg U.S. Pat No. D671,483



M0969

SIZE OFFSET

18 x 9	+0
18 x 10	-24
20 x 9	+0
20 x 12	-44
22 x 12	-44



LUG 5 | 6 | 8

(A) Black + Red Inserts and Black and Red Cap
(B) Black + Chrome Inserts and Black Cap
(C) Chrome + Red Inserts and Chrome and Red Cap
*Each Finish Comes with Two Sets of Inserts (Chrome + Red) *Patent Pending



M0970

SIZE OFFSET

16 x 8	+0
17 x 8.5	+0
17 x 8	+40/ 50
17 x 9	-12
18 x 9	+18
18 x 9	-12
20 x 9	+0, +18, +45
20 x 10	-24



LUG 5 | 6 | 8

(A) Satin Black with Polished Rim





NEW STYLE HE884

SIZE **OFFSET**

16 x 7	+35, 40
17 x 7.5	+42
18 x 8	+35, +45
20 x 8	+35, +40

- Ⓐ Gloss Black Machined
- Ⓑ PVD

LUG 4 | 5



NEW STYLE HE885

SIZE **OFFSET**

16 x 7	+40
17 x 7.5	+40
18 x 8	+38
20 x 8.5	+38

- Ⓐ Satin Black
*Patent Pending

LUG 5



NEW STYLE HE885

SIZE **OFFSET**

16 x 7	+40
17 x 7.5	+40
18 x 8	+38
20 x 8.5	+38

- Ⓐ Silver
*Patent Pending

LUG 5



NEW STYLE HE886

SIZE	OFFSET
16 x 8	+0
17 x 9	-12
17 x 9	+18
18 x 9	-12
18 x 9	+0, +18
20 x 9	+0
20 x 10	-24

A Satin Black Milled

LUG 5 | 6 | 8



NEW STYLE HE886

SIZE	OFFSET
16 x 8	+0
17 x 9	-12
17 x 9	+18
18 x 9	-12
18 x 9	+0, +18
20 x 9	+0
20 x 10	-24

A PVD

LUG 5 | 6 | 8



NEW STYLE HE887

SIZE	OFFSET
20 x 8.5	+10, +38
22 x 9	+15, +38
24 x 9.5	+18, +38

A Satin Black
B Chrome

LUG 5 | 6



MAXX
HE791

SIZE	OFFSET	SIZE	OFFSET
15 x 8	-12	17 x 9	-12, +18
16 x 10	-25, +0	18 x 9	-12, +10, +18
17 x 8	-6	20 x 10	-12

LUG 5 | 6

A Gloss Black Milled
B Gloss Black Machined
C Chrome
*Reg U.S. Pat No. D507,522



MAXX
HE791 8LUG

SIZE	OFFSET	SIZE	OFFSET
16 x 8	+0	17 x 9	-12
16 x 10	-25	18 x 9	-12
17 x 8	-6	20 x 10	-12

LUG 8

A Gloss Black Milled
B Gloss Black Machined
C Chrome
*Reg U.S. Pat No. D527,699



HE835

SIZE	OFFSET
17 x 8	+0
18 x 9	+18
20 x 9	+18
22 x 9.5	+18

LUG 5 | 6 | 8

A Chrome
B Gloss Black Machined



HE844

SIZE	OFFSET
18 x 8	+40
20 x 8	+38, +48
22 x 8.5	+45

LUG 4 | 5 | 6

A Chrome with Gloss Black Inserts
B Gloss Black with Chrome Inserts
*Each Finish Comes with Two Sets of Inserts (Chrome and Gloss Black)



HE845

SIZE	OFFSET
17 x 7.5	+42
18 x 8	+42
20 x 8.5	+42

LUG 4 | 5

A Gloss Black Machined
B Chrome



HE866

SIZE	OFFSET
20 x 8.5	+10, +35
22 x 9.5	+10, +35
24 x 9.5	+10, +35
26 x 9.5	+10, +35

LUG 5 | 6

A Gloss Black with Chrome Inserts
B Chrome with Gloss Black Inserts
*Each Finish Comes with Two Sets of Inserts (Gloss Black and Chrome)



HE 874

SIZE OFFSET

15 x 7	+21, +42
16 x 7.5	+21, +42
17 x 7.5	+21, +42
18 x 7.5	+21, +42
20 x 8.5	+21, +42



LUG 5 | 6

- (A) Silver Machined
- (B) PVD

HE 875

SIZE OFFSET

20 x 8.5	+10, +35
22 x 9.5	+10, +35
24 x 9.5	+10, +35
26 x 9.5	+10, +35
28 x 10	+15, +38



LUG 4 | 5

- (A) Gloss Black with Chrome Inserts
- (B) Chrome with Gloss Black Inserts
- *Each Finish Comes with Two Sets of Inserts (Gloss Black and Chrome)

HE 878

SIZE OFFSET

16 x 9	-12
17 x 9	-12
18 x 9	-12
20 x 9	-12



LUG 5 | 6 | 8

- (A) Satin Black
- (B) Chrome
- *Patent Pending

HE 879

SIZE OFFSET

16 x 8	+0
17 x 9	-12, +18
18 x 9	-12, +18
20 x 9	-12, +18
22 x 10	-24



LUG 5 | 6 | 8

- (A) Gloss Black Machined and Milled
- *Patent Pending

HE 880

SIZE OFFSET

16 x 7	+21, +42
17 x 7.5	+21, +42
18 x 8	+21, +42
20 x 8.5	+21, +42



LUG 4 | 5

- (A) PVD
- (B) Gloss Black Machined

HE 881

SIZE OFFSET

17 x 7.5	+42
18 x 8	+38
20 x 8.5	+38



LUG 5

- (A) PVD
- (B) Gloss Black Machined



OE CREATIONS

When Original Equipment isn't enough, OE Creations offers clean styles and fitments to suit a wide range of applications.



101

SIZE OFFSET

18 x 9	+30
18 x 10	+24, +45
19 x 8.5	+30



LUG 5

- (A) Chrome
- (B) Gloss Black
- (C) Gloss Black Machined

102

SIZE OFFSET

17 x 9	+18, +24
--------	----------



LUG 4 | 5

- (A) Chrome
- (B) Gloss Black

103

SIZE OFFSET

17 x 9.5	+38, +56
----------	----------



LUG 5

- (A) Chrome
- (B) Gloss Black with Machined Lip

104

SIZE OFFSET

17 x 8.5	+54
18 x 9.5	+54



LUG 5

- (A) Chrome



105

SIZE OFFSET

17 x 8.5	+56
17 x 9.5	+54
18 x 9.5	+56
18 x 10.5	+58



LUG 5

A Chrome

106

SIZE OFFSET

17 x 8	+0, +30
17 x 9	+30
17 x 10.5	+27
18 x 9	+30
18 x 10	+24, +45



LUG 5

A Chrome
B Anthracite with Machined Lip
C Gloss Black with Machined Lip

112

SIZE OFFSET

20 x 8.5	+22
22 x 10	+30



LUG 6

A Chrome
B Matte Black
C Silver

114

SIZE OFFSET

17 x 8.5	+54
18 x 8.5	+56
18 x 9.5	+56
19 x 10	+56, +79



LUG 5

A Chrome

107

SIZE OFFSET

20 x 9	+20, +25.4
22 x 9	+18
22 x 10	+25.4



LUG 5

A Chrome
B Matte Black
C Satin Black

108

SIZE OFFSET

20 x 9	+14
--------	-----



LUG 5

A Chrome
B Gloss Black

117

SIZE OFFSET

17 x 8.5	+49
18 x 8.5	+56
18 x 9.5	+40, 50
19 x 10	+56, +79



LUG 5

A Chrome
B Hyper Silver Dark

118

SIZE OFFSET

18 x 9	+30
18 x 10	+22



LUG 5

A Chrome
B Gloss Black with Machined Lip

109

SIZE OFFSET

18 x 9	+30
18 x 10	+45



LUG 5

A Chrome
B Gloss Black

110

SIZE OFFSET

18 x 9	+30
18 x 10	+24



LUG 5

A Chrome
B Matte Black

119

SIZE OFFSET

20 x 9	+20
22 x 9	+18



LUG 5

A Chrome
B Gloss Black Machined

121

SIZE OFFSET

17 x 8.5	+49
18 x 8.5	+56
18 x 9.5	+40, +56
19 x 10	+56, +79



LUG 5

A Chrome
B Hyper Silver Dark



1 2 2

SIZE OFFSET

22 x 9 +31



LUG 6

- (A) Chrome
- (B) Gloss Black

1 2 3

SIZE OFFSET

20 x 9 +20



LUG 5

- (A) Gloss Black Machined
- (B) Chrome
- (C) Satin Black



1 3 1


SIZE OFFSET

20 x 8.5 +31
22 x 10 +31



LUG 6

- (A) Gloss Black
- (B) Chrome
- (C) Matte Black
- (D) Polished



1 3 2

SIZE OFFSET

22 x 9 +31



LUG 6

- (A) Chrome
- (B) Gloss Black



1 2 4

SIZE OFFSET

20 x 8 +35
20 x 9 +40



LUG 5

- (A) Gloss Black Machined
- (B) Chrome
- (C) Matte Black



1 2 9

SIZE OFFSET

20 x 9 +34
20 x 10 +50



LUG 5

- (A) Chrome

1 3 3

SIZE OFFSET

20 x 8.5 +31



LUG 6

- (A) Chrome

1 3 4

SIZE OFFSET

20 x 8 +29
20 x 9 +40



LUG 5

- (A) Matte Black
- (B) Chrome



1 2 9

SIZE OFFSET

20 x 9 +34
20 x 10 +50



LUG 5

- (A) Gloss Black

1 3 0

SIZE OFFSET

17 x 8.5 +49
18 x 8.5 +56
18 x 9.5 +40, +56
19 x 10 +56, +79
19 x 12 +59



LUG 5

- (A) Gloss Black
- (B) Chrome



1 3 5

SIZE OFFSET

20 x 8 +29
20 x 9 +40



LUG 5

- (A) Gloss Black Machined
- (B) Chrome



1 3 6

SIZE OFFSET

16 x 7.5 +35
17 x 8 +35
18 x 8 +42
19 x 8.5 +35
19 x 9.5 +40



LUG 5

- (A) Hyper Silver Machined
- (B) Chrome
- (C) Gloss Black Machined



137

SIZE OFFSET

20 x 9	+26, +34
20 x 10	+50
22 x 9	+34



LUG 5

- A Matte Black
- B Gloss Black
- C Chrome
- D Hyper Silver Dark

138

SIZE OFFSET

20 x 9	+26
--------	-----



LUG 5

- A Matte Black
- B Black Chrome
- C Gloss Black

147

SIZE OFFSET

20 x 8.5	+31
22 x 9	+31
24 x 10	+31
26 x 10	+31



LUG 6

- A Silver Machined
- B Chrome

148

SIZE OFFSET

16 x 8	+0
18 x 8	+0
20 x 8	+0



LUG 5

- A Chrome

143

SIZE OFFSET

20 x 8.5	+31
----------	-----




LUG 6

- A Gloss Black
- B Chrome

144

SIZE OFFSET

20 x 8.5	+31
22 x 9	+31
24 x 10	+31



LUG 6

- A Gloss Black
- B Chrome

148

SIZE OFFSET

16 x 8	+0
18 x 8	+0
20 x 8	+0



LUG 5

- A Black with Machined Spokes & Lip

150

SIZE OFFSET

20 x 9	+27
22 x 9	+27



LUG 6

- A Chrome
- B Gloss Black
- C Gloss Black Machined Face
- D Matte Black

145

SIZE OFFSET

17 x 7.5	+32
18 x 8	+32
19 x 8.5	+32



LUG 5

- A Hyper Silver
- B Chrome

146

SIZE OFFSET

20 x 9	+26
--------	-----



LUG 5

- A Matte Black
- B Gloss Black
- C Chrome
- D Black Chrome

151

SIZE OFFSET

17 x 8.5	+34
----------	-----




LUG 6

- A Gloss Black with Machined Spokes & Lip

152

SIZE OFFSET

20 x 9	+27
--------	-----



LUG 6

- A Chrome
- B Satin Black

153

SIZE OFFSET

20 x 9 +27



LUG 6

- A Chrome
- B Satin Black

154

SIZE OFFSET

20 x 9 +34
20 x 10 +50



LUG 5

- A Hyper Silver Dark
- B Chrome
- C Polished
- D Satin Black

160

SIZE OFFSET

17 x 8.5 +54
18 x 8.5 +56
18 x 9.5 +56
19 x 8.5 +56
19 x 10 +56, +78
20 x 10 +79



LUG 5

- A Chrome
- B Gloss Black with Machined Spokes
- C Gloss Black

161

SIZE OFFSET

20 x 9 +20
20 x 10 +18
22 x 9 +18




LUG 5

- A Chrome
- B Copper
- C Gloss Black
- D Matte Black

155

SIZE OFFSET

20 x 9 +18



LUG 5

- A Chrome
- B Gloss Black Silver

156

SIZE OFFSET

16 x 6.5 +28



LUG 8

- A Polished with Clearcoat

162

SIZE OFFSET

22 x 9 +24
24 x 10 +30



LUG 6

- A Chrome with Matte Black Accents
- B Gloss Black with Chrome Accents
- C Silver with Chrome Accents

163

SIZE OFFSET

20 x 9 +20



LUG 5

- A Satin Black
- B Chrome

158

SIZE OFFSET

22 x 9 +24



LUG 6

- A Chrome
- B Gloss Black with Machined Spokes

159

SIZE OFFSET

17 x 7.5 +31
18 x 7.5 +31



LUG 5

- A Gloss Black with Machined Spokes
- B Gloss Black

164

SIZE OFFSET

22 x 9 +24



LUG 6

- A Silver with Chrome Accents

165

SIZE OFFSET

20 x 8 +45
22 x 9 +44



LUG 6

- A Chrome
- B Gloss Black



LIMITED AVAILABILITY WHEELS

Please call for current pricing and availability.



AR383

AR393

AR683



KM681

XD125



WL34



MR124



AX190

AX190

AX191

AX191

AX192

AX192



AX193

AX3981



M0955

M0957

M0964

M0964

M0965



HE827

HE878



TERRA GRAPPLER A/T

TERRA GRAPPLER G2

EXO GRAPPLER AWT

TRAIL GRAPPLER

MUD GRAPPLER

SIZES

16 | 17 | 18 | 20 | 22 | 24

SIZES

17 | 18 | 20 | 22

SIZES

17 | 18 | 20

SIZES

15 | 16 | 17 | 18 | 20 | 22 | 24

SIZES

15 | 16 | 17 | 18 | 20 | 22



DURA GRAPPLER

NT420S

NT 421Q

MOTIVO

NT555 EXTREME ZR

SIZES

16 | 17 | 18 | 20 | 22

SIZES

16 | 17 | 18 | 20 | 22

SIZES

17 | 18 | 19 | 20 | 22

SIZES

17 | 18 | 19 | 20

SIZES

17 | 18 | 19 | 20 | 22



NEO GEN

NT INVO

NT-05

NT-01

SIZES

15 | 16 | 17 | 18 | 19 | 20 | 22

SIZES

17 | 18 | 19 | 20 | 22 | 24

SIZES

17 | 18 | 19 | 20

SIZES

14 | 15 | 16 | 17 | 18 | 20



WILDPEAK A/T WILDPEAK H/T ZIEX ZE950 A/S AZENIS PT722 A/S AZENIS RT615K

SIZES
15 | 16 | 17 | 18 | 20
22 | 24

SIZES
15 | 16 | 17 | 18 | 19 | 20

SIZES
15 | 16 | 17 | 18 | 19 | 20

SIZES
16 | 17 | 18 | 19 | 20 | 22

SIZES
14 | 15 | 16 | 17 | 18



CINTURATO P7 ALL-SEASON PLUS SCORPION VERDE ALL SEASON SCORPION VERDE ALL-SEASON PLUS

SIZES
16 | 17 | 18 | 19 | 20

SIZES
16 | 17 | 18 | 19 | 20
21 | 22

SIZES
15 | 16 | 17 | 18 | 20
22 | 24



AZENIS FK453 AZENIS FK453CC ZIEX S/TZ05 SINCERA SN211 ZIEX ZE914EC

SIZES
17 | 18 | 19 | 20 | 22

SIZES
17 | 18 | 19 | 20

SIZES
16 | 17 | 18 | 19 | 20
22 | 24

SIZES
14 | 15 | 16 | 17 | 18

SIZES
15 | 16 | 17 | 18



SCORPION ZERO ASIMMETRICO SCORPION STR SCORPION ATR

SIZES
17 | 18 | 19 | 20 | 22 | 24
26 | 28 | 30

SIZES
15 | 16 | 17 | 18 | 19 | 20

SIZES
15 | 16 | 17 | 18 | 20
22 | 24



R52 HEAVY DUTY ESPIA EPZ EUROWINTER HS449

SIZES
16

SIZES
13 | 14 | 15 | 16 | 17

SIZES
13 | 14 | 15 | 16 | 17
18 | 19 | 20



P-ZERO P-ZERO ALL SEASON PLUS P-ZERO NERO GT

SIZES
17 | 18 | 19 | 20 | 21 | 22

SIZES
16 | 17 | 18 | 19 | 20

SIZES
13 | 14 | 15 | 16 | 17



AT4000

ST5000

SIZES

15 | 16 | 17 | 18 | 20

SIZES

15 | 16 | 17 | 18 | 20 | 22
24 | 26



FP7000

FP8000

SIZES

14 | 15 | 16 | 17 | 18 | 19

SIZES

18 | 19 | 20 | 22

OFFSET CONVERSION TABLE

BACKSPACING

	3.25	3.5	3.75	4.0	4.25	4.5	4.75	5.0	5.25	5.5	5.75	6.0	6.25	6.50	6.75	7.0	7.25	7.5	7.75	8.0	
5.0	6	12	19	25	32	38	44	51	57	63	69	76									
5.5	0	6	12	19	25	32	38	44	51	57	63	69	76								
6.0	-6	0	6	12	19	25	32	38	44	51	57	63	69	76							
6.5	-12	-6	0	6	12	19	25	32	38	44	51	57	63	69	76						
7.0	-19	-12	-6	0	6	12	19	25	32	38	44	51	57	63	69	76					
7.5	-25	-19	-12	-6	0	6	12	19	25	32	38	44	51	57	63	69	76				
8.0	-32	-25	-19	-12	-6	0	6	12	19	25	32	38	44	51	57	63	69	76			
8.5	-38	-32	-25	-19	-12	-6	0	6	12	19	25	32	38	44	51	57	63	69	76		
9.0	-44	-38	-32	-25	-19	-12	-6	0	6	12	19	25	32	38	44	51	57	63	69	76	
9.5	-51	-44	-38	-32	-25	-19	-12	-6	0	6	12	19	25	32	38	44	51	57	63	69	76
10.0	-57	-51	-44	-38	-32	-25	-19	-12	-6	0	6	12	19	25	32	38	44	51	57	63	76
10.5	-63	-57	-51	-44	-38	-32	-25	-19	-12	-6	0	6	12	19	25	32	38	44	51	57	63
11.0	-69	-63	-57	-51	-44	-38	-32	-25	-19	-12	-6	0	6	12	19	25	32	38	44	51	63
11.5	-76	-69	-63	-57	-51	-44	-38	-32	-25	-19	-12	-6	0	6	12	19	25	32	38	44	57
12.0	-83	-76	-69	-63	-57	-51	-44	-38	-32	-25	-19	-12	-6	0	6	12	19	25	32	38	44



17-144
Pro+ Programming /
Scan Tool



17-43011 315MHz Smart
Sensors Snap-In (Green)
17-43012 433MHz Smart
Sensors Snap-In (Brown)



17-43013 315MHz
Smart Sensors (Green)
17-43014 433MHz
Smart Sensors (Brown)



17-144-2
OBDII Module for
Smart Sensor Pro+



17-43016
Replacement Snap-In Valve
for 43011/17-43012



17-43017
Gloss Black Replacement
Valve for 17-43013/14



17-43018
Matte Black Replacement
Valve for 17-43013/14



17-43019
Aluminum Replacement
Valve for 17-43013/14



17-43020
Polished Chrome
Replacement Valve for
7-43013/14

SMART SENSOR KITS

17-43001
Smart Sensor Kit
w/ Clamp-In Sensors

1- Programming Tool
4- 315MHz Sensors
4- 433MHz Sensors

17-43002
Smart Sensor Kit
w/ Clamp-In Sensors

1- Programming Tool
22- 315MHz Sensors
8- 433MHz Sensors

17-43006
Smart Sensor Kit
w/ Snap-In Sensors

1- Programming Tool
4- 315MHz Sensors
4- 433MHz Sensors

THE SMART TPMS SOLUTION

- Snap-in and Clamp-in Sensors available.
- Pro+Tool is also an Activation/Wake-up Tool.
- Easy to learn and use.
- Program or Copy a sensor, using the Pro+Tool just in seconds.
- Smart Sensors can be triggered by the other TPMS tools.

Only 2 sensors to service 90% of vehicle applications!

OBDII MODULE NOW AVAILABLE

*ReLearn Asian Vehicles!
Lifetime FREE Updates!*

APPLICATION COVERAGE INCLUDES

95% GM, Ford and Chrysler
85% Imports (Honda, Toyota, BMW, Mercedes, Volkswagen and many others.)

DISTRIBUTION

ATLANTA

Phone: 770-209-9555
Toll Free: 800-959-1969
Fax: 770-209-9211

NORCAL

Phone: 209-830-8976
Toll Free: 800-959-1969
Fax: 209-839-9857

CHARLOTTE

Phone: 704-398-1500
Toll Free: 800-959-1969
Fax: 704-398-1400

CHICAGO

Phone: 847-622-8100
Toll Free: 800-959-1969
Fax: 847-289-7879

CINCINNATI

Phone: 513-772-1209
Toll Free: 800-959-1969
Fax: 513-772-2563

CLEVELAND

Phone: 216-749-4200
Toll Free: 800-959-1969
Fax: 216-749-4205

DALLAS

Phone: 972-623-3232
Toll Free: 800-959-1969
Fax: 972-623-3334

DENVER

Phone: 303-298-0633
Toll Free: 800-959-1969
Fax: 303-298-0638

HOUSTON

Phone: 713-957-9011
Toll Free: 800-959-1969
Fax: 713-956-2477

JACKSONVILLE

Phone: 904-425-9560
Toll Free: 800-959-1969
Fax: 904-425-9624

KANSAS CITY

Phone: 913-384-0020
Toll Free: 800-959-1969
Fax: 913-384-1592

LOS ANGELES

Phone: 562-921-1237
Toll Free: 800-959-1969
Fax: 562-921-1227

MANCHESTER

Phone: 860-288-1060
Toll Free: 800-959-1969
Fax: 860-288-1071

MIAMI

Phone: 954-981-8788
Toll Free: 800-959-1969
Fax: 954-981-8748

MINNEAPOLIS

Phone: 952-460-3860
Toll Free: 800-959-1969
Fax: 952-460-3865

NASHVILLE

Phone: 615-262-3797
Toll Free: 800-959-1969
Fax: 615-262-3788

NEW JERSEY

Phone: 609-655-0448
Toll Free: 800-959-1969
Fax: 609-655-3114

NEW ORLEANS

Phone: 504-471-0907
Toll Free: 800-959-1969
Fax: 504-471-0630

OKLAHOMA CITY

Phone: 405-684-9565
Toll Free: 800-959-1969
Fax: 405-684-9587

ORLANDO

Phone: 407-438-7727
Toll Free: 800-959-1969
Fax: 407-438-7919

PHOENIX

Phone: 602-252-9822
Toll Free: 800-959-1969
Fax: 602-252-9821

PORTLAND

Phone: 971-803-6795
Toll Free: 800-959-1969
Fax Number: 971-803-6788

RICHMOND

Phone: 804-228-2401
Toll Free: 800-959-1969
Fax: 804-228-2407

RIVERSIDE

Phone: 951-547-2529
Toll Free: 800-959-1969
Fax: 951-808-5563

SALT LAKE CITY

Phone: 801-952-0645
Toll Free: 800-959-1969
Fax: 801-952-0650

SAN ANTONIO

Phone: 210-212-0516
Toll Free: 800-959-1969
Fax: 210-222-0534

SEATTLE

Phone: 253-231-7410
Toll Free: 800-959-1969
Fax: 253-231-7411

CANADA

Toll Free: 800-959-1969

INTERNATIONAL

Phone: 562-376-9999
Fax: 562-802-2411

WHEEL★**PROS**

American
Racing
Custom Wheels

Custom
SHOP

AMERICAN
RACING

KMC
WHEELS

XD-SERIES
KMC
WHEELS

LORENZO

MOTEGI
RACING

atx
series


MOTO
METAL

HELO

OE CREATIONS

For more information and fitments visit us at

www.wheelpros.com or call us at 800.959.1969



ACCESSORIES

TIRES

WHEELS



WHEEL★PROS

www.wheelpros.com

800.959.1969